

This information is for promotional purposes only. Space considerations may require information to be omitted. Always refer to the actual package for complete label verbiage. This product may not yet be available or approved for sale or use in your area.

# AZOXY 2SC

---

## PRIME™

### **BROAD SPECTRUM FUNGICIDE FOR CONTROL OF PLANT DISEASES**

#### **ACTIVE INGREDIENT**

Azoxystrobin: methyl (E)-2-{{2-[6-(2-cyanophenoxy)pyrimidin-4-yloxy]

phenyl}-3-methoxyacrylate\* ..... 22.9%

**OTHER INGREDIENTS:** ..... 77.1%

Total ..... 100.0%

Contains 2.08 lbs. of active ingredient per gallon

Suspension Concentration

<b>GROUP</b>	<b>11</b>	<b>FUNGICIDE</b>
--------------	-----------	------------------

## **KEEP OUT OF REACH OF CHILDREN CAUTION**

Reformulation is prohibited. See individual container labels for repackaging limitations.

<b>FIRST AID</b>	
<b>IF ON SKIN OR CLOTHING:</b>	<ul style="list-style-type: none"> <li>• Take off contaminated clothing.</li> <li>• Rinse skin immediately with plenty of water for 15-20 minutes.</li> <li>• Call a poison control center or doctor for treatment advice.</li> </ul>
<b>HOT LINE NUMBER</b>	
Have the product container or label with you when calling a poison control center or doctor, or going for treatment. For medical emergencies involving this product, call CHEMTREC® toll free at 1-800-424-9300.	

**See additional Precautionary Statements and Directions For Use inside booklet.**


EPA Reg. No. 89442-21

EPA Est. No. 42750-MO-001

**NET CONTENTS: 2.5 gallons**



Manufactured For:  
Prime Source, LLC  
4609 E. Boonville-New Harmony Road  
Evansville, IN 47725



This information is for promotional purposes only. Space considerations may require information to be omitted. Always refer to the actual package for complete label verbiage. This product may not yet be available or approved for sale or use in your area.

# AZOXY 2SC

---

## PRIME™

### PRECAUTIONARY STATEMENTS

#### HAZARDS TO HUMANS AND DOMESTIC ANIMALS

**CAUTION** Harmful if absorbed through skin. Avoid contact with skin, eyes, or clothing. Wash thoroughly with soap and water after handling and before eating, drinking, chewing gum, using tobacco or using the toilet. Remove and wash contaminated clothing before reuse.

#### PERSONAL PROTECTIVE EQUIPMENT (PPE)

Some materials that are chemically resistant to this product are listed below. If you want more options follow the instructions for Category C on an EPA chemical resistance category selection chart.

##### Applicators and other handlers must wear:

- Long-sleeved shirt and long pants
- Chemical-resistant gloves made of any waterproof material such as polyvinyl chloride, nitrile rubber or butyl rubber
- Shoes plus socks

#### USER SAFETY REQUIREMENTS

Follow the manufacturer's instructions for cleaning/maintaining PPE. If no such instructions for washables exist, use detergent and hot water. Keep and wash PPE separately from other laundry.

#### ENGINEERING CONTROLS

When handlers use closed systems, enclosed cabs, or aircraft in a manner that meets the requirements listed in the Worker Protection Standard (WPS) for agricultural pesticides [40 CFR 170.240(d)(4-6)], the handler PPE requirements may be reduced or modified as specified in the WPS.

**IMPORTANT:** When reduced PPE is worn because a closed system is being used, handlers must be provided all PPE specified above for "applicators and other handlers" and have such PPE immediately available for use in an emergency, such as a spill or equipment breakdown.

#### USER SAFETY RECOMMENDATIONS

##### Users should:

- Wash hands before eating, drinking, chewing gum, using tobacco or using the toilet. Wash thoroughly with soap and water after handling.
- Remove clothing/PPE immediately if pesticide gets inside. Then wash thoroughly and put on clean clothing.
- Remove PPE immediately after handling this product. Wash the outside of gloves before removing. As soon as possible, wash thoroughly and change into clean clothing.

#### ENVIRONMENTAL HAZARDS

This pesticide is toxic to freshwater and estuarine/marine fish and aquatic invertebrates. Do not apply directly to water except as specified on this label. For terrestrial uses, do not apply directly to water, or to areas where surface water is present or to intertidal areas below the mean high water mark. Drift and runoff may be hazardous to aquatic organisms in neighboring areas. Do not contaminate water when disposing of equipment washwater or rinsate.

#### Ground Water Advisory


Azoxystrobin and a degradate of azoxystrobin are known to leach through soil to ground water under certain conditions as a result of label use. This chemical may leach into ground water if used in areas where soils are permeable, particularly where the water table is shallow.

#### Surface Water Advisory

This product may impact surface water quality due to runoff of rain water. This is especially true for poorly draining soils and soils with shallow ground water. This product is classified as having a high potential for reaching surface water via runoff for several months or more after application. A level, well-maintained vegetative buffer strip between areas to which this product is applied and surface water features such as ponds, streams, and springs will reduce the potential loading of azoxystrobin and a degradate of azoxystrobin from runoff water and sediment.



Manufactured For:  
Prime Source, LLC  
4609 E. Boonville-New Harmony Road  
Evansville, IN 47725



This information is for promotional purposes only. Space considerations may require information to be omitted.  
Always refer to the actual package for complete label verbiage. This product may not yet be available or approved for sale or use in your area.

# AZOXY 2SC

---

## PRIME™

Runoff of this product will be reduced by avoiding applications when rainfall or irrigation is expected to occur within 48 hours.

Notify State and/or Federal authorities and Prime Source, LLC immediately if you observe any adverse environmental effects due to use of this product.

#### Physical or Chemical Hazards

Do not mix or allow coming into contact with oxidizing agent. Hazardous chemical reaction may occur.

#### DIRECTIONS FOR USE

It is a violation of Federal Law to use this product in a manner inconsistent with its labeling.

Use of AZOXY 2SC PRIME through air blast application equipment on grapes is prohibited in the following townships and boroughs of Erie County, Pennsylvania: North East, Harborcreek, Lawrence Park, Erie, Presque Isle, Millcreek, Fairview, Girard, and Springfield. This prohibition is intended to help eliminate phytotoxicity problems with apples observed in this geographic location.

**FAILURE TO FOLLOW THE USE DIRECTIONS AND PRECAUTIONS ON THIS LABEL MAY RESULT IN PLANT INJURY OR POOR DISEASE CONTROL.**

Do not apply this product in a way that will contact workers or other persons, either directly or through drift. Only protected handlers may be in the area during application. For any requirements specific to your State or Tribe, consult the agency responsible for pesticide regulation.

#### AGRICULTURAL USE REQUIREMENTS

Use this product only in accordance with its labeling and with the Worker Protection Standard, 40 CFR Part 170. This Standard contains requirements for the protection of agricultural workers on farms, forests, nurseries, and greenhouses, and handlers of agricultural pesticides. It contains requirements for training, decontamination, notification, and emergency assistance. It also contains specific instructions and exceptions pertaining to the statements on this label about personal protective equipment (PPE), notification to workers, and restricted-entry interval. The requirements in this box only apply to uses of this product that are covered by the Worker Protection Standard.

Do not enter or allow worker entry into treated areas during the restricted-entry interval (REI) of 4 hours.

PPE required for early entry to treated areas that is permitted under the Worker Protection Standard and that involves contact with anything that has been treated, such as plants, soil or water is:

- Coveralls
- Chemical-resistant gloves made of any waterproof material such as polyvinyl chloride, nitrile rubber or butyl rubber
- Shoes plus socks

#### NON-AGRICULTURAL USE REQUIREMENTS

The requirements in this box apply to uses of this product that are not within the scope of the Worker Protection Standard for agricultural pesticides (40 CFR Part 170). The WPS applies when this product is used to produce agricultural plants on farms, forests, nurseries, or greenhouses. The area being treated must be vacated by unprotected persons.

Do not treat areas while unprotected humans or domestic animals are present in the treatment areas. Because certain states may require more restrictive reentry intervals, consult your State Department of Agriculture for further information.


Do not allow entry into treatment area until area that was treated with this product is dry.

#### PRODUCT INFORMATION

AZOXY 2SC PRIME is a broad spectrum, preventative fungicide with systemic and curative properties recommended for the control of many important plant diseases. These additional benefits are due to positive effects on plant physiology. The effects may vary according to factors such as the crop, crop hybrid, or environment. AZOXY 2SC PRIME may be applied as a foliar spray in alternating spray programs or in tank mixes with other registered crop protection products. All applications must be made according to the use directions that follow.



Manufactured For:  
Prime Source, LLC  
4609 E. Boonville-New Harmony Road  
Evansville, IN 47725



This information is for promotional purposes only. Space considerations may require information to be omitted.  
Always refer to the actual package for complete label verbiage. This product may not yet be available or approved for sale or use in your area.

# AZOXY 2SC

---

## PRIME™

### USE RESTRICTIONS

DO NOT spray AZOXY 2SC PRIME where spray drift may reach apple trees.

DO NOT use spray equipment which has been previously used to apply AZOXY 2SC PRIME to spray apple trees. Even trace amounts can cause unacceptable phytotoxicity to certain apple and crabapple varieties.

DO NOT graze or feed clippings from treated turf areas to animals.

DO NOT use in greenhouses.

DO NOT spray when conditions favor drift beyond area intended for application. Conditions which may contribute to drift include thermal inversion, wind speed and direction, sprayer nozzle/pressure combinations, spray droplet size, etc. Contact your State extension agent for spray drift prevention guidelines in your area.

DO NOT use spray equipment which has been previously used to apply AZOXY 2SC PRIME to spray apple trees. Even trace amounts can cause unacceptable phytotoxicity to certain apple and crabapple varieties.

### USE PRECAUTIONS

AZOXY 2SC PRIME is extremely phytotoxic to certain apple varieties.

AVOID SPRAY DRIFT. Extreme care must be used to prevent injury to apple trees (and apple fruit).

AVOIDING SPRAY DRIFT IS THE RESPONSIBILITY OF THE APPLICATOR.

AZOXY 2SC PRIME may demonstrate some phytotoxic effects when mixed with products that are formulated as ECs. These effects are enhanced if applications are made under cool, cloudy conditions and these conditions remain for several days following application. In addition, adjuvants that contain some form of silicone have also contributed to phytotoxicity.

### PRODUCT USE INSTRUCTIONS

**Application:** Thorough coverage is necessary to provide good disease control. Make no more spray solution than is needed for application. Avoid spray overlap, as crop injury may occur.

**Adjuvants:** When an adjuvant is to be used with this product, the use of an adjuvant that meets the standards of the Chemical Producers and Distributors Association (CPDA) adjuvant certification is recommended.

**Efficacy:** Under certain conditions conducive to extended infection periods, use another registered fungicide for additional applications if maximum amount of AZOXY 2SC PRIME has been used. If resistant isolates to Group 11 fungicides are present, efficacy can be reduced for certain diseases. The higher rates in the rate range and/or shorter spray intervals may be required under conditions of heavy infection pressure, with highly susceptible varieties, or when environmental conditions are conducive to disease.

### INTEGRATED PEST (DISEASE) MANAGEMENT


AZOXY 2SC PRIME should be integrated into an overall disease and pest management strategy whenever the use of a fungicide is required. Cultural practices known to reduce disease development should be followed. This should include selection of varieties with disease tolerance, removal of plant debris in which inoculum overwinters, and proper timing and placement of irrigation. Consult your local agricultural authorities for additional IPM strategies established for your area. AZOXY 2SC PRIME may be used in State Agricultural Extension advisory (disease forecasting) programs which recommend application timing based on environmental factors favorable for disease development.

**Crop Tolerance:** Plant tolerance has been found to be acceptable for all crops on the label, however, not all possible tank-mix combinations have been tested under all conditions. When possible, it is recommended to test the combinations on a small portion of the crop to ensure that a phytotoxic response will not occur as a result of application. See Product Use Precautions for apple phytotoxicity information.



**PRIME SOURCE**

Manufactured For:  
Prime Source, LLC  
4609 E. Boonville-New Harmony Road  
Evansville, IN 47725



This information is for promotional purposes only. Space considerations may require information to be omitted. Always refer to the actual package for complete label verbiage. This product may not yet be available or approved for sale or use in your area.

# AZOXY 2SC

---

## PRIME™

### RESISTANCE MANAGEMENT

#### GROUP 11 FUNGICIDES

AZOXY 2SC PRIME (azoxystrobin) is a Group 11 fungicide. The mode of action for AZOXY 2SC PRIME is the inhibition of the Qol (quinone outside) site within the electron transport system [Group 11]. Fungal pathogens can develop resistance to products with the same mode of action when used repeatedly. Because resistance development cannot be predicted, use of this product should conform to resistance management strategies established for the crop and use area. Consult your local or State agricultural authorities for resistance management strategies that are complementary to those in this label.

Resistance management strategies may include alternating and/or tank-mixing with products having different modes of action or limiting the total number of applications per season. Prime Source, LLC encourages responsible resistance management to ensure effective long-term control of the fungal diseases on this label.

Follow the crop specific resistance management recommendations in the directions for use. If no resistance recommendation on number of applications is specified in the directions for use, follow the recommendations in the table below.

If planned total number of fungicide applications per crop is:	1	2	3	4	5	6	7	8	9	10	11	12
Recommended Solo Qol fungicide sprays	1	1	2	2	2	2	2	3	3	3	3	4
Recommended Qol fungicide sprays in mixture (tank-mix or formulated)	1	2	2	2	2	3	3	4	4	5	5	6

In situations requiring multiple sprays, develop season long spray programs for Group 11 (Qol) fungicides. In crops where two sequential Group 11 fungicide applications are made, they should be alternated with two or more applications of a fungicide that is not in Group 11. If more than 12 applications are made, observe the following guidelines:

- When using a Qol fungicide as a solo product, the number of applications must be no more than 1/3 (33%) of the total number of fungicide applications per season.
- For Qol mixes in programs in which tank mixes or pre mixes of Qol with mixing partners of a different mode of action are utilized, the number of Qol containing applications must be no more than 1/2 (50%) of the total number of fungicide applications per season.
- In programs in which applications of Qol are made with both solo products and mixtures, the number of Qol containing applications must be no more than 1/2 (50%) of the total number of fungicide applications per season.

If a Group 11 fungicide is applied to the seed or soil, do not make another application with a Group 11 fungicide for at least 3 weeks.

### ROTATIONAL CROP RESTRICTIONS

The following crops may be planted at the specified interval following application of AZOXY 2SC PRIME fungicide.

Crop Rotational Interval	Plant back interval
Buckwheat, millet	12 months
All other crops with Azoxystrobin registered uses	0 days

### SOILBORNE/SEEDLING DISEASE CONTROL


For those crops that have specific use directions for soil borne disease control: AZOXY 2SC PRIME can provide control of many soil borne dis-eases if applied early in the growing season. Specific applications for soil borne diseases include in-furrow applications and banded applications applied over the row, either shortly after plant emergence or during herbicide applications or cultivation. These applications will provide control of pre- or post emergence damping off and diseases that infect plants at the soil-plant interface.

The use of either type of application depends on the cultural practices in the region. In some locations, one type of application may provide better disease control than the other, depending on the timing of the disease epidemic. Seedling diseases are generally controlled by in-furrow applications while banded applications are more effective against soil borne diseases that develop later in the season. Consult your local expert to get some guidance regarding application type.

Under cool, wet conditions, crop injury from soil directed applications can occur.



Manufactured For:  
Prime Source, LLC  
4609 E. Boonville-New Harmony Road  
Evansville, IN 47725



This information is for promotional purposes only. Space considerations may require information to be omitted. Always refer to the actual package for complete label verbiage. This product may not yet be available or approved for sale or use in your area.

# AZOXY 2SC PRIME™

## BANDED

Apply AZOXY 2SC PRIME prior to infection as a directed spray to the soil, using single or multiple nozzles, adjusted

- Band width should be limited to 7 inches or less.
- Apply AZOXY 2SC PRIME at a rate of 0.40-0.80 fl. oz. product (0.10-0.20 oz. a.i.)/1,000 row feet. For banded applications on 22-inch rows, the maximum application rate is 0.70 fl. oz./1,000 row feet.
- These applications come into contact with the foliage and are counted as foliar applications when considering resistance management.
- They may be applied during cultivation or hilling operations to provide soil incorporation.

## IN-FURROW

- Apply AZOXY 2SC PRIME as an in-furrow spray in 3-15 gallons of water at planting.
- Mount the spray nozzle so the spray is directed into the furrow just before the seeds are covered.
- Use the higher rate when the weather conditions are expected to be conducive for disease development, if the field has a history of Pythium problems, or if minimum/low till programs are in place.

### IN-FURROW APPLICATION RATES

RATE PER 1,000 ROW FEET		PRODUCT PER ACRE (fl. oz.)						
fl. oz. product	oz. a.i.	22" rows	30" rows	32" rows	34" rows	36" rows	38" rows	40" rows
0.40	0.10	9.5	7.0	6.5	6.1	5.8	5.5	5.2
0.60	0.15	14.3	10.5	9.8	9.2	8.7	8.3	7.8
0.80	0.20		14.0	13.0	12.2	11.6	11.0	10.4

22" = 23,760 row ft., 30" = 17,424 row ft., 32" = 16,335 row ft., 34" = 15,374 row ft., 36" = 14,520 row ft., 38" = 13,756 row ft., and 40" = 13,068 row ft./Acre Restriction: Do not apply more than 15 fl. oz./Acre.

## DRIP

Refer to the Application Instructions Through Irrigation System section.

### SPRAY DRIFT MANAGEMENT

To avoid spray drift, do not apply when conditions favor drift beyond the target area. The interaction of many equipment and weather related factors determine the potential for spray drift. AVOIDING SPRAY DRIFT AT THE APPLICATION SITE IS THE RESPONSIBILITY OF THE APPLICATOR AND THE GROWER.

### ATTENTION

AZOXY 2SC PRIME is extremely phytotoxic to certain apple varieties.

AVOID SPRAY DRIFT. Extreme care must be used to prevent injury to apple trees (and apple fruit).

DO NOT spray AZOXY 2SC PRIME where spray drift may reach apple trees.

DO NOT spray when conditions favor drift beyond area intended for application. Conditions which may contribute to drift include thermal inversion, wind speed and direction, sprayer nozzle/pressure combinations, spray droplet size, etc. Contact your State extension agent for spray drift prevention guidelines in your area.


DO NOT use spray equipment which has been previously used to apply AZOXY 2SC PRIME to spray apple trees. Even trace amounts can cause unacceptable phytotoxicity to certain apple and crabapple varieties.

### AVOIDING SPRAY DRIFT IS THE RESPONSIBILITY OF THE APPLICATOR.

Do not apply when weather conditions favor drift from treated areas to non-target aquatic habitat.



Manufactured For:  
Prime Source, LLC  
4609 E. Boonville-New Harmony Road  
Evansville, IN 47725



This information is for promotional purposes only. Space considerations may require information to be omitted. Always refer to the actual package for complete label verbiage. This product may not yet be available or approved for sale or use in your area.

# AZOXY 2SC

---

## PRIME™

### MIXING AND APPLICATION METHODS

#### Spray Equipment

AZOXY 2SC PRIME may be applied with all types of spray equipment commonly used for making ground and aerial applications. Proper adjustments and calibration of spraying equipment to give good canopy penetration and coverage is essential for good disease control.

#### Nozzles

- Equip sprayers with nozzles that provide accurate and uniform application.
- Nozzles should be the same size and uniformly spaced across the boom.
- Calibrate sprayer before use.
- It is suggested that screens be used to protect the pump and to prevent nozzles from clogging.
- Screens placed on the suction side of the pump should be 16-mesh or coarser.
- Do not place a screen in the recirculation line.
- Use 50-mesh or coarser screens between the pump and boom, and where required, at the nozzles.
- Check nozzle manufacturer's recommendations.

#### Pump

- Use a pump with capacity to:
  - 1 Maintain 35-40 psi at nozzles.
  - 2 Provide sufficient agitation in tank to keep mixture in suspension - this requires recirculation of 10% of tank volume per minute.
- Use a jet agitator or liquid sparge tube for agitation.
- Do not air sparge.

For more information on spray equipment and calibration, consult sprayer manufacturers and state recommendations. For specific local directions and spray schedules, consult the current state agricultural recommendations.

#### Mixing Instructions

- AZOXY 2SC PRIME is a suspension concentrate (SC) formulation.
- Prepare no more spray mixture than is required for the immediate operation.
- Thoroughly clean spray equipment before using this product.
- Agitate the spray solution before and during application.
- Rinse spray tank thoroughly with clean water after each day's use and dispose of pesticide rinsate by application to an already treated area.

#### AZOXY 2SC PRIME Alone (No Tank Mix)

- Add 1/2 - 2/3 of the required amount of water to the spray or mixing tank.
- With the agitator running, add AZOXY 2SC PRIME to the tank.
- Continue agitation while adding the remainder of the water.
- Begin application of the spray solution after AZOXY 2SC PRIME has completely dispersed into the mix water.
- Maintain agitation until all of the mixture has been sprayed.


**AZOXY 2SC PRIME + Tank Mixtures:** AZOXY 2SC PRIME is usually compatible with all tank-mix partners listed on this label. To determine the physical compatibility of AZOXY 2SC PRIME with other products, use a jar test. Using a quart jar, add the proportionate amounts of the products to 1 qt. of water. Add wettable powders and water dispersible granular products first, then liquid flowables, and emulsifiable concentrates last. After thoroughly mixing, let stand for at least 5 minutes. If the combination remains mixed or can be remixed readily, it is physically compatible. Once compatibility has been proven, use the same procedure for adding required ingredients to the spray tank.

AZOXY 2SC PRIME has demonstrated some phytotoxic effects when mixed with products that are formulated as emulsifiable concentrates (EC). These effects are enhanced if applications are made under cool, cloudy conditions and these conditions remain for several days following application. In addition, adjuvants that contain some form of silicone have also contributed to phytotoxicity.



**PRIME SOURCE**

Manufactured For:  
**Prime Source, LLC**  
4609 E. Boonville-New Harmony Road  
Evansville, IN 47725



This information is for promotional purposes only. Space considerations may require information to be omitted.  
Always refer to the actual package for complete label verbiage. This product may not yet be available or approved for sale or use in your area.

# AZOXY 2SC

---

## PRIME™

### Mixing in the Spray Tank

- Add 1/2 to 2/3 of the required amount of water to the spray or mixing tank.
- With the agitator running, add the tank-mix partner(s) into the tank in the same order as described above.
- Allow the material to completely dissolve and disperse into the mix water. Continue agitation while adding the remainder of the water and AZOXY 2SC PRIME to the spray tank.
- Allow AZOXY 2SC PRIME to completely disperse.
- Spray the mixture with the agitator running.

### APPLICATION INSTRUCTIONS THROUGH IRRIGATION SYSTEMS (CHEMIGATION)

#### Application Through Irrigation Systems (Chemigation)

- Use only on crops for which chemigation is specified on this label.
- Apply this product only through center pivot, solid set, hand move, or moving wheel irrigation systems. Do not apply this product through any other type of irrigation system.
- Crop injury, lack of effectiveness, or illegal pesticide residues in the crop can result from non-uniform distribution of treated water.
- Apply in 0.1-0.25 inches/acre. Excessive water may reduce efficacy.
- If you have questions about calibration, you should contact State Extension Service specialists, equipment manufacturers, or other experts.
- Do not connect an irrigation system (including greenhouse systems) used for pesticide application to a public water system, unless the pesticide label-prescribed safety devices for public water systems are in place.
- A person knowledgeable of the chemigation system and responsible for its operation, or under the supervision of the responsible person, shall shut the system down and make necessary adjustments should the need arise.

**Spray Preparation:** Chemical tank and injector system should be thoroughly cleaned. Flush system with clean water.

**Drip irrigation:** AZOXY 2SC PRIME may be applied through drip irrigation systems for soil borne disease control. The soil should have adequate moisture capacity prior to drip application. Terminate drip irrigation at fungicide depletion from the main feed supply tank or after 6 hours from start, whichever is shorter. For maximum efficacy, subsequent irrigation (water only) should be delayed for at least 24 hours following drip application.

#### Sprinkler Irrigation

- Apply this product through sprinkler irrigation systems including center pivot, lateral move, end tow, side [wheel] roll, traveler, big gun, solid set, or hand move irrigation systems.
- Do not apply this product through any other type of irrigation system except as specified on this label.
- Apply with center pivot or continuous-move equipment distributing 1/2 acre-inch or less during treatment.
- In general, use the least amount of water required for proper distribution and coverage.
- If stationary systems (solid set, handlines or wheel lines other than continuous-move) are used, this product should be injected into no more than the last 20-30 minutes of the set.
- Do not apply when winds are greater than 10-15 mph to avoid drift or wind skips.
- Do not apply when wind speed favors drift beyond the area intended for treatment.
- Plant injury, lack of effectiveness, or illegal pesticide residues in the crop can result from non-uniform treated water.
- Thorough coverage of foliage is required for good control.
- Good agitation should be maintained during the entire application period. If you have questions about calibration you should contact State Extension Service specialist, equipment manufacturers or other experts.

#### Operating Instructions


1. Do not apply when wind speed favors drift beyond the area intended for treatment.
2. The system must contain a functional check valve, vacuum relief valve, and low pressure drain appropriately located on the irrigation pipeline to prevent water-source contamination from backflow.
3. The pesticide injection pipeline must contain a functional, automatic, quick-closing check valve to prevent the flow of fluid back toward the injection pump.



**PRIME SOURCE**

Manufactured For:  
**Prime Source, LLC**  
4609 E. Boonville-New Harmony Road  
Evansville, IN 47725





This information is for promotional purposes only. Space considerations may require information to be omitted.  
Always refer to the actual package for complete label verbiage. This product may not yet be available or approved for sale or use in your area.

# AZOXY 2SC

---

## PRIME™

4. The pesticide injection pipeline must also contain a functional, normally closed, solenoid-operated valve located on the intake side of the injection pump and connected to the system interlock to prevent fluid from being withdrawn from the supply tank when the irrigation system is either automatically or manually shut down.
5. The system must contain functional interlocking controls to automatically shut off the pesticide injection pump when the water pump motor stops.
6. The irrigation line or water pump must include a functional pressure switch which will stop the water pump motor when the water pressure decreases to the point where pesticide distribution is adversely affected.
7. Systems must use a metering pump, such as a positive displacement injection pump (e.g., diaphragm pump) effectively designed and constructed of materials that are compatible with pesticides and capable of being fitted with a system interlock.
8. Allow sufficient time for pesticide to be flushed through all lines and all nozzles before turning off irrigation water. A person knowledgeable of the chemigation system and responsible for its operation, or under the supervision of the responsible person, shall shut the system down and make necessary adjustments should the need arise.
9. Do not connect an irrigation system (including greenhouse systems) used for pesticide application to a public water system unless the pesticide label-prescribed safety devices for public water systems are in place.

#### Center Pivot Irrigation Equipment

**Notes:** (1) Use only with drive systems which provide uniform water distribution. (2) Do not use end guns when chemigating AZOXY 2SC PRIME through center pivot systems because of non-uniform application.


- Determine the size of the area to be treated.
- Determine the time required to apply 1/8 to 1/2 inch of water over the area to be treated when the system and injection equipment are operated at normal pressures as specified by the equipment manufacturer.
- When applying AZOXY 2SC PRIME through irrigation equipment, use the lowest obtainable water volume while maintaining uniform distribution. Run the system at 80-95% of the manufacturer's rated capacity.
- Using water, determine the injection pump output when operated at normal line pressure.
- Determine the amount of AZOXY 2SC PRIME required to treat the area covered by the irrigation system.
- Add the required amount of AZOXY 2SC PRIME and sufficient water to meet the injection time requirements to the solution tank.
- Make sure the system is fully charged with water before starting injection of the AZOXY 2SC PRIME solution. Time the injection to last at least as long as it takes to bring the system to full pressure.
- Maintain constant solution tank agitation during the injection period.
- Continue to operate the system until the AZOXY 2SC PRIME solution has cleared the sprinkler head.

#### Solid Set, Hand Move, and Moving Wheel Irrigation Equipment

- Determine the acreage covered by the sprinklers.
- Fill injector solution tank with water and adjust flow rate to use the contents over a 20 to 30-minute interval. When applying AZOXY 2SC PRIME through irrigation equipment, use the lowest obtainable water volume while maintaining uniform distribution.
- Determine the amount of AZOXY 2SC PRIME required to treat the area covered by the irrigation system.
- Add the required amount of AZOXY 2SC PRIME into the same quantity of water used to calibrate the injection period.
- Operate the system at the same pressure and time interval established during the calibration.
- Stop injection equipment after treatment is completed. Continue to operate the system until the AZOXY 2SC PRIME solution has cleared the last sprinkler head.

#### Specific Instructions for Public Water Systems

- 1 Public water system means a system for the provision to the public of piped water for human consumption if such system has at least 15 service connections or regularly serves an average of at least 25 individuals daily at least 60 days out of the year.
- 2 Chemigation systems connected to public water systems must contain a functional, reduced-pressure zone, back-flow preventer (RPZ) or the functional equivalent in the water supply line upstream from the point of pesticide introduction. As an option to the RPZ, the water from the public water system should be discharged into a reservoir tank prior to pesticide introduction. There shall be a complete physical break (air gap) between the outlet end of the fill pipe and the top or overflow rim of the reservoir tank of at least twice the inside diameter of the fill pipe.



This information is for promotional purposes only. Space considerations may require information to be omitted. Always refer to the actual package for complete label verbiage. This product may not yet be available or approved for sale or use in your area.

# AZOXY 2SC

## PRIME™


- 3 The pesticide injection pipeline must contain a functional, automatic, quick-closing check valve to prevent the flow of fluid back toward the injection pump.
- 4 The pesticide injection pipeline must contain a functional, normally closed, solenoid-operated valve located on the intake side of the injection pump and connected to the system interlock to prevent fluid from being withdrawn from the supply tank when the irrigation system is either automatically or manually shut down.
- 5 The system must contain functional interlocking controls to automatically shut off the pesticide injection pump when the water pump motor stops, or in cases where there is no water pump, when the water pressure decreases to the point where pesticide distribution is adversely affected.
- 6 Systems must use a metering pump, such as a positive displacement injection pump (e.g., diaphragm pump) effectively designed and constructed of materials that are compatible with pesticides and capable of being fitted with a system interlock.
- 7 Do not apply when wind speed favors drift beyond the area intended for treatment.

### SPECIFIC CROP USE DIRECTIONS

Alfalfa

(See Nongrass Animal Feeds Forage, Fodder, Straw and Hay)

Crop	Target Diseases	Use Rate fl. oz. product/A (lb. a.i./A)	Remarks
Almonds	Alternaria Leaf and Fruit Spot <i>(Alternaria alternata)</i> Anthracnose <i>(Colletotrichum acutatum)</i> Leaf Blight <i>(Seimatosporium lichenicola)</i> Leaf Rust <i>(Tranzschelia discolor)</i> Scab <i>(Cladosporium carpophilum)</i> Shot Hole <i>(Wilsonomyces carpophilus)</i>	6.0 - 15.5 (0.10 - 0.25)	AZOXY 2SC PRIME applications should begin prior to disease development and continue throughout the season following the resistance management guidelines. Applications may be made by ground, air or chemigation. For aerial applications apply in a minimum of 15 GPA. Thorough and uniform coverage is essential for disease control. Reduced efficacy has been observed when uniform coverage cannot be obtained.  AZOXY 2SC PRIME may be applied by air only at growth stages prior to and including 5 weeks after petal fall. An adjuvant may be added at specified rates.  Anthracnose, scab and shot hole: Begin applications prior to disease development and continue at 7- to 14-day intervals throughout the season.
	Brown Rot Blossom Blight <i>(Monilinia laxa, M. fructicola)</i>	12.0 - 15.5 (0.20 - 0.25)	Blossom blight: Begin applications at early bloom and continue through petal fall.  Do not apply more than two sequential applications of AZOXY 2SC PRIME or other Group 11 fungicides before alternation with a fungicide that is not in Group 11.
<b>Specific Use Restrictions:</b> 1) Do not apply more than 92.3 fl. oz. of product/A/season. 2) Do not apply more than 1.5 lbs. a.i./A/season of azoxystrobin-containing products. 3) Do not apply within 100 days of harvest (100-day PHI)			



This information is for promotional purposes only. Space considerations may require information to be omitted. Always refer to the actual package for complete label verbiage. This product may not yet be available or approved for sale or use in your area.


# AZOXY 2SC

---

## PRIME™

Crop	Target Diseases	Use Rate fl. oz. product/A (lb. a.i./A)	Remarks
Artichoke, Globe	Ramularia Leaf Spot ( <i>Ramularia cynarae</i> )	11.0 - 15.5 (0.18 - 0.25)	Begin applications prior to or in the early stages of disease development, and continue as needed throughout the season at a 2-3 week interval, up to and including the day of harvest. Do not apply at less than 7-day intervals. Applications may be made by ground, air or chemigation. For ground applications, apply in 50-200 gallons of water per acre to obtain coverage without excessive runoff. For aerial applications, apply in a minimum of 5 gallons of water per acre. An adjuvant may be added at specified rates.  Do not apply more than one application of AZOXY 2SC PRIME or other Group 11 fungicides before alternation with a fungicide that is not in Group 11.
<b>Specific Use Restrictions:</b> 1) Do not apply more than 92.3 fl. oz. of product/A/season. 2) Do not apply more than 1.5 lbs. a.i./A/season of azoxystrobin-containing products. 3) AZOXY 2SC PRIME may be applied the day of harvest (0-day PHI).			

Crop	Target Diseases	Use Rate fl. oz. product/A (lb. a.i./A)	Remarks
Asparagus	Stemphylium Purple Spot ( <i>Stemphylium vesicarium</i> )	6.0 - 15.5 (0.10 - 0.25)	AZOXY 2SC PRIME applications should begin prior to disease development and continue throughout the season on a 7- to 14-day schedule, following the resistance management guidelines. Applications may be made by ground, air or chemigation. An adjuvant may be added at specified rates. Use a minimum of 10 gallons of water per acre by ground, and minimum of 3 gallons per acre by air. An adjuvant may be added at specified rates.  Do not apply more than one application of AZOXY 2SC PRIME or other Group 11 fungicides before alternation with a fungicide that is not in Group 11.
<b>Specific Use Restrictions:</b> 1) Do not apply more than 92.3 fl. oz. of product/A/season. 2) Do not apply more than 1.5 lbs. a.i./A/season of azoxystrobin-containing products. 3) Do not apply within 100 days of harvest (100-day PHI)			




This information is for promotional purposes only. Space considerations may require information to be omitted. Always refer to the actual package for complete label verbiage. This product may not yet be available or approved for sale or use in your area.

# AZOXY 2SC

## PRIME™

Crop	Target Diseases	Use Rate fl. oz. product/A (lb. a.i./A)	Remarks
Bananas Plantains	Black Sigatoka <i>(Mycosphaerella fijiensis)</i> Yellow Sigatoka <i>(Mycosphaerella musicola)</i>	5.5 - 8.5 (0.09 - 0.135)	AZOXY 2SC PRIME applications should begin prior to disease development and continue throughout the season every 12-14 days following the resistance management guidelines. Applications may be made by ground, air or chemigation. An adjuvant may be added at specified rates. Do not apply more than two sequential applications of AZOXY 2SC PRIME or other Group 11 fungicides before alternation with a fungicide that is not in Group 11.
<b>Specific Use Restrictions:</b> 1) Do not apply more than 66.4 fl. oz. of product/A/season. 2) Do not apply more than 1.08 lbs. a.i./A/season of azoxystrobin-containing products. 3) AZOXY 2SC PRIME may be applied the day of harvest (0-day PHI).			

Crop	Target Diseases	Use Rate fl. oz. product/A (lb. a.i./A)	Remarks
Cereals Barley Oats Rye	Kernel Blight <i>(Alternaria spp.)</i> Leaf Rust <i>(Puccinia hordei)</i>	6.0 - 12.0 (0.10 - 0.20)	AZOXY 2SC PRIMEShould be applied prior to disease development. Protecting the flag leaf is important for maximizing disease control. For best results, sufficient water volume must be used to provide thoroughcoverage. AZOXY 2SC PRIME can be applied by ground, air or chemigation. A crop oil concentrate adjuvant may be added at 1.0% v/v to optimize efficacy. For chemigation, apply in 0.1-0.25 inches/A of water. Chemigation with excessive water may lead to a decrease in efficacy. Do not apply more than two sequential applications of AZOXY 2SC PRIME or other Group 11 fungicides before alternation with a fungicide that is not in Group 11. Do not make more than two (2) applications of AZOXY 2SC PRIME or other Group 11 fungicide per season.
	Barley Stripe <i>(Drechslera graminea = Pyrenophora graminea)</i> Net Blotch <i>(Pyrenophora teres)</i>	9.0 - 12.0 (0.15 - 0.20)	
	Powdery Mildew <i>(Erysiphe graminis f. sp. hordei)</i> Stagonospora Blotch <i>(Stagonospora nodorum)</i>	12.0 (0.20)	
<b>Specific Use Restrictions:</b> 1) Do not apply after Feekes 10.54. 2) Do not apply more than 0.40 lb. a.i./A/season of azoxystrobin-containing products. 3) Do not apply within 7 days of grazing or harvest (7-day PHI) for forage and hay.			




This information is for promotional purposes only. Space considerations may require information to be omitted. Always refer to the actual package for complete label verbiage. This product may not yet be available or approved for sale or use in your area.

# AZOXY 2SC

## PRIME™

Crop	Target Diseases	Use Rate fl. oz. product/A (lb. a.i./A)	Remarks
<b>Berries Bushberry Subgroup 13-07B</b> Aronia Berry Blueberry, Highbush Blueberry, Lowbush Buffalo Currant Chilean Guava Cranberry, High bush, Currant, BlackCurrant, Red Elderberry European Barberry Gooseberry Honeysuckle, Edible Huckleberry Jostaberry Juneberry (Saskatoon Berry) Lingonberry Native Currant Salal Sea Buckthorn Including all cultivars and/or hybrids of these.	Alternaria Fruit Rot ( <i>Alternariaspp.</i> ) Anthracnose Fruit Rot ( <i>Colletotrichum gloeosporoides</i> ) Botryosphaeria Canker ( <i>Botryosphaeriaspp.</i> ) Mummyberry ( <i>Monilinia vaccinii-corymbosi</i> ) Phomopsis Stem Canker ( <i>Phomopsis vaccinii</i> ) Powdery Mildew ( <i>Sphaerothecaspp.</i> ) Septoria Blight ( <i>Septoriaspp.</i> )	6.0 - 15.5 (0.10 - 0.25)	AZOXY 2SC PRIME applications should begin prior to disease development and continue throughout the season on a 7- to 14-day schedule, following the resistance management guidelines. Applications may be made by ground, air or chemigation. An adjuvant may be added at specified rates.  Do not apply more than two sequential applications of AZOXY 2SC PRIME or other Group 11 fungicides before alternation with a fungicide that is not in Group 11.
<b>Specific Use Restrictions:</b> 1) Do not apply more than 46 fl. oz. of product/A/season. 2) 2) Do not apply more than 0.75 lb. a.i./A/season of azoxystrobin-containing products. 3) AZOXY 2SC PRIME may be applied the day of harvest (0-day PHI).			




This information is for promotional purposes only. Space considerations may require information to be omitted. Always refer to the actual package for complete label verbiage. This product may not yet be available or approved for sale or use in your area.

# AZOXY 2SC

## PRIME™

Crop	Target Diseases	Use Rate fl. oz. product/A (lb. a.i./A)	Remarks
<b>Berries, Caneberry Subgroup 13-07A</b> Blackberry Bingleberry Boysenberry Dewberry Lowberrry Marionberry Olallieberry Youngberry Loganberry Red and Black Raspberry Wild Raspberry Including all cultivars and/or hybrids of these.	Anthracnose <i>(Spaceloma necator)</i> <i>(Elsinoe veneta)</i> Botryosphaeria Canker <i>(Botryosphaeria dothidea)</i> Colletotrichum Rot <i>(Colletotrichum gloeosporioides)</i> Leaf Spot <i>(Septoria rubi)</i> <i>(Sphaerulina rubi)</i> Powdery Mildew <i>(Sphaerotheca macularis)</i> Rosette or Double Blossom of Black berries <i>(Cercospora rubi)</i> Spur Blight <i>(Didymella applanata)</i>	6.0 - 15.5 (0.10 - 0.25)	Begin applications at onset of disease and continue as required until harvest. Make applications on a 7- to 14-day schedule. Use a minimum water volume of 10 gallons per acre by ground and a minimum of 3 gallons by air.  Do not apply more than two sequential applications of AZOXY 2SC PRIME or other Group 11 fungicides before alternation with a fungicide that is not in Group 11.
<b>Specific Use Restrictions:</b> 1) Do not apply more than 92.3 fl. oz. of product/A/season. 2) Do not apply more than 1.5 lbs. a.i./A/season of azoxystrobin-containing products. 3) AZOXY 2SC PRIME may be applied the day of harvest (0-day PHI).			




This information is for promotional purposes only. Space considerations may require information to be omitted. Always refer to the actual package for complete label verbiage. This product may not yet be available or approved for sale or use in your area.

# AZOXY 2SC

## PRIME™

Crop	Target Diseases	Use Rate fl. oz. product/A (lb. a.i./A)	Remarks
<b>Berry, Low Growing Subgroup 13-07G (except Cranberry)</b>  Strawberry See additional crops below.  Bearberry Bilberry Cloudberry Muntries Partridgeberry Including all cultivars and/or hybrids of these.	Anthracnose <i>(Colletotrichum fragariae)</i> Leather Rot <i>(Phytophthora cactorum)</i> Powdery Mildew <i>(Sphaerotheca macularis)</i> Suppression of Botrytis on the Foliage <i>(Botrytis cinerea)</i>	6.0 - 15.5 (0.10 - 0.25)	AZOXY 2SC PRIME applications should begin prior to disease development and continue throughout the season on a 7- to 10-day schedule, following the resistance management guidelines. Applications may be made by ground, air or chemigation. An adjuvant may be added at specified rates.  For leather rot control apply 2 applications on a 7-day schedule from late bloom through harvest.  For dip applications at transplanting for commercial berry production: For suppression of root and crown rot caused by <i>Colletotrichum</i> spp., mix 5-8 fl. oz. of AZOXY 2SC PRIME per 100 gallons of water. Dip plants for 2-5 minutes. Plant treated plants as quickly as possible. It is recommended that transplants be washed to remove excess soil prior to dipping. For continued anthracnose control, follow with foliar applications beginning 2-3 weeks after transplant.  Do not apply more than two sequential applications of AZOXY 2SC PRIME or other Group 11 fungicides before alternation with a fungicide that is not in Group 11.
	<b>Soilborne Diseases</b> Seedling Root Rot, Basal Stem Rot <i>(Rhizoctonia solani)</i>	0.40 - 0.80 fl. oz./1,000 row feet	For soil borne/seedling disease control, see directions and rates under the SOILBORNE/SEEDLING DISEASE CONTROL section.
<b>Specific Use Restrictions:</b> 1) Do not apply more than 61.5 fl. oz. of product/A/season. 2) Do not apply more than 1.0 lb. a.i./A/season of azoxystrobin-containing products. 3) Do not use in plant propagation nurseries. 4) AZOXY 2SC PRIME may be applied the day of harvest (0-day PHI).			



This information is for promotional purposes only. Space considerations may require information to be omitted. Always refer to the actual package for complete label verbiage. This product may not yet be available or approved for sale or use in your area.


# AZOXY 2SC

## PRIME™

Crop	Target Diseases	Use Rate fl. oz. product/A (lb. a.i./A)	Remarks
<b>Brassica Head and Stem Subgroup</b> Broccoli Chinese Broccoli (gai lon) Brussels Sprouts Cabbage Chinese Cabbage (napa) Chinese Mustard Cabbage (gai choy) Cauliflower Cavalo Broccoli Kohlrabi Including all cultivars and/or hybrids of these.	Alternaria Leaf Spot ( <i>Alternaria spp.</i> ) Downy Mildew ( <i>Peronospora parasitica</i> ) Pin Rot ( <i>Alternaria spp.</i> )	6.0 - 15.5 (0.10 - 0.25)	AZOXY 2SC PRIME applications should begin prior to disease development and continue throughout the season on a 7- to 14-day schedule, following the resistance management guidelines. Applications may be made by ground, air or chemigation. An adjuvant may be added at specified rates. Use a minimum of 10 gallons of water per acre by ground, and minimum of 3 gallons per acre by air.  Do not apply more than two applications of AZOXY 2SC PRIME or other Group 11 fungicides before alternation with a fungicide that is not in Group 11.
<b>Specific Use Restrictions:</b> 1) Do not apply more than 92.3 fl. oz. of product/A/season. 2) Do not apply more than 1.5 lbs. a.i./A/season of azoxystrobin-containing products. 3) AZOXY 2SC PRIME may be applied the day of harvest (0-day PHI).			

Crop	Target Diseases	Use Rate fl. oz. product/A (lb. a.i./A)	Remarks
<b>Brassica Leafy Greens Subgroup</b> Broccoli Raab Cabbage, Chinese Collards Kale Mizuna Mustard Greens Mustard Spinach Rape Greens Including all cultivars and/or hybrids of these.	Black Spot ( <i>Alternaria spp.</i> ) Cercospora Leaf Spot ( <i>Cercospora spp.</i> ) White Rust ( <i>Albugo Candida</i> )	6.0 - 15.5 (0.10 - 0.25)	AZOXY 2SC PRIME applications should begin prior to disease development and continue throughout the season on a 7- to 14-day schedule, following the resistance management guidelines. Applications may be made by ground, air or chemigation. An adjuvant may be added at specified rates. Use a minimum of 10 gallons of water per acre by ground, and minimum of 3 gallons per acre by air.  Do not apply more than two applications of AZOXY 2SC PRIME or other Group 11 fungicides before alternation with a fungicide that is not in Group 11.
	<b>Soilborne Diseases</b> Seedling Root Rot, Basal Stem Rot ( <i>Rhizoctonia solani</i> )	0.40 - 0.80 fl. oz./1,000 row feet	For soil borne/seedling disease control, see directions and rates under the SOILBORNE/SEEDLING DISEASE CONTROL section.
<b>Specific Use Restrictions:</b> 1) Do not apply more than 46 fl. oz. of product/A/season. 2) Do not apply more than 0.75 lb. a.i./A/season of azoxystrobin-containing products. 3) AZOXY 2SC PRIME may be applied the day of harvest (0-day PHI).			






This information is for promotional purposes only. Space considerations may require information to be omitted. Always refer to the actual package for complete label verbiage. This product may not yet be available or approved for sale or use in your area.

# AZOXY 2SC

## PRIME™

Crop	Target Diseases	Use Rate fl. oz. product/A (lb. a.i./A)	Remarks
<b>Bulb Vegetables</b> <b>Crop Group 3-07</b> Garlic Leek Onion, bulb Daylily, bulb Fritillaria, bulb Garlic, bulb Garlic, great-headed, bulb Garlic, serpent, bulb Lily, bulb Onion, bulb Onion, Chinese, bulb Onion, pearl Onion, potato, bulb Shallot, bulb Onion, green Chive, fresh leaves Chive, Chinese, fresh leaves Elegans hosta Fritillaria, leaves Kurrat Lady's leek Leek Leek, wild Onion, beltsville bunching Onion, fresh Onion, green Onion, macrostem Onion, tree, tops Onion, Welsh, tops Shallot, fresh leaves Including all cultivars and/or hybrids of these.	<b>Foliar Diseases</b> Cladosporium Leaf Blotch <i>(Cladosporium allii)</i> Purple Blotch <i>(Alternaria porri)</i> Rust <i>(Puccinia allii)</i>	6.0 - 15.5 (0.10 - 0.25)	For downy mildew, make preventative applications on a 5- to 7-day schedule.  For all other diseases, AZOXY 2SC PRIME applications should begin prior to disease development and continue throughout the season every 7-14 days following the resistance management guidelines. Applications may be made by ground, air or hemigation. If applications are made by air, the higher rates should be used for adequate control. An adjuvant may be added at specified rates.
	Botrytis Leaf Blight <i>(Botrytis aclada)</i> Downy Mildew <i>(Peronospora destructor)</i>	9.0 - 15.5 (0.15 - 0.25)	Do not apply more than one application of AZOXY 2SC PRIME or other Group 11 fungicides before alternation with a fungicide that is not in Group 11.  Mixtures of AZOXY 2SC PRIME with insecticides and silicone adjuvants must be tested for crop safety before application to the crop.
	<b>Soilborne Diseases</b> Rhizoctonia Damping-Off <i>(Rhizoctonia solani)</i>	0.40 - 0.80 fl. oz./1,000 row feet	For soil borne/seedling disease control, see directions under the SOILBORNE/SEEDLING DISEASE CONTROL section. If the application is an in-furrow application, the spray should be made just prior to seed placement so that the majority of the chemical is under the seed. This will reduce the potential for phytotoxicity, especially if fertilizer is added to the application.
<b>Specific Use Restrictions:</b> 1) Do not apply more than 92.3 fl. oz. of product/A/season. 2) Do not apply more than 1.5 lbs. a.i./A/season of azoxystrobin-containing products. 3) AZOXY 2SC PRIME may be applied the day of harvest (0-day PHI).			




This information is for promotional purposes only. Space considerations may require information to be omitted. Always refer to the actual package for complete label verbiage. This product may not yet be available or approved for sale or use in your area.

# AZOXY 2SC

## PRIME™

Crop	Target Diseases	Use Rate fl. oz. product/A (lb. a.i./A)	Remarks
Canola (see Oilseed Crops for additional information)	Alternaria Blackspot ( <i>Alternaria spp.</i> ) Blackleg ( <i>Leptosphaeria maculans</i> ) Sclerotica Stem Rot ( <i>Sclerotinia sclerotiorum</i> )	6.0 - 15.5 (0.10 - 0.25)	In general, apply 7.0 fl. oz. of AZOXY 2SC PRIME at early bud followed by 14.0 fl. oz. at about 45 days before harvest. A third application of 7.0 fl. oz. may be made 30 days before harvest.  Specifically for blackleg, AZOXY 2SC PRIME applications should be made at the 2- to 4-leaf stage. For Alternaria or Sclerotinia, 9.0-15.5 fl. oz. product/A should be applied at 10-25% flowering (3-7 days following first flower). Use the higher rate under heavy disease pressure or when conditions are favorable for disease. For control of Alternaria alone, 8.0 fl. oz. product/A may be applied at pod stage (approximately 95% petal fall).  Do not apply more than one application of AZOXY 2SC PRIME or other Group 11 fungicides before alternation with a fungicide that is not in Group 11.  Applications may be made by ground, air or chemigation. Use a minimum of 10 gallons of water per acre for ground applications.
<b>Specific Use Restrictions:</b> 1) Do not apply more than 27.6 fl. oz. of product/A/season. 2) Do not apply more than 0.45 lb. a.i./A/season of azoxystrobin-containing products. 3) Do not apply within 30 days of harvest (30-day PHI).			

Crop	Target Diseases	Use Rate fl. oz. product/A (lb. a.i./A)	Remarks
Carrots	Early Blight ( <i>Cercospora carotae</i> ) Late Blight ( <i>Alternaria dauci</i> ) White Mold ( <i>Sclerotium rolfsii</i> )  For additional diseases, see Vegetables, Root Subgroup.	9.0 - 20.0 (0.15 - 0.33)	AZOXY 2SC PRIME applications should begin prior to disease development and continue throughout the season every 7-14 days following the resistance management guidelines.  Applications may be made by ground, air or chemigation. An adjuvant may be added at specified rates.  Do not apply more than one application of AZOXY 2SC PRIME or other Group 11 fungicides before alternation with a fungicide that is not in Group 11.
	<b>Soilborne Diseases</b> Rhizoctonia Root Rot ( <i>Rhizoctonia solani</i> )	0.40 - 0.80 fl. oz./1,000 Row feet	For soil borne/seedling disease control, see directions and rates under the SOILBORNE/SEEDLING DISEASE CONTROL section.
<b>Specific Use Restrictions:</b> 1) Do not apply more than 123 fl. oz. of product/A/season. 2) Do not apply more than 2.0 lbs. a.i./A/season of azoxystrobin-containing products. 3) AZOXY 2SC PRIME may be applied the day of harvest (0-day PHI).			




This information is for promotional purposes only. Space considerations may require information to be omitted. Always refer to the actual package for complete label verbiage. This product may not yet be available or approved for sale or use in your area.

# AZOXY 2SC PRIME™

Crop	Target Diseases	Use Rate fl. oz. product/A (lb. a.i./A)	Remarks
Celery	Early Blight ( <i>Cercospora apii</i> ) Late Blight ( <i>Septoria apicola</i> )  For additional diseases, see Leafy Vegetables.	9.0 - 15.5 (0.15 - 0.25)	AZOXY 2SC PRIME applications should begin prior to disease development and continue throughout the season every 7-14 days following the resistance management guidelines. Applications may be made by ground, air or chemigation. An adjuvant may be added at specified rates.  Do not apply more than one application of AZOXY 2SC PRIME or other Group 11 fungicides before alternation with a fungicide that is not in Group 11.
	<b>Soilborne Diseases</b> Rhizoctonia Root Rot ( <i>Rhizoctonia solani</i> )	0.40 - 0.80 fl. oz./1,000 row feet	For soil borne/seedling disease control, see directions and rates under the SOILBORNE/SEEDLING DISEASE CONTROL section.
<b>Specific Use Restrictions:</b> 1) Do not apply more than 92.3 fl. oz. of product/A/season. 2) Do not apply more than 1.5 lbs. a.i./A/season of azoxystrobin-containing products. 3) AZOXY 2SC PRIME may be applied the day of harvest (0-day PHI).			

Crop	Target Diseases	Use Rate fl. oz. product/A (lb. a.i./A)	Remarks
Christmas Trees	Diplodia Tip Blight ( <i>Diplodia pinea</i> ) Lophodermium Needlecast ( <i>Lophodermium pinastri</i> ) Swiss Needlecast ( <i>Phaeocryptopus gaeumannii</i> )	6.0 - 15.5 (0.10 - 0.25)	AZOXY 2SC PRIME applications should begin prior to disease development and continue throughout the season at 7- to 21-day intervals following the resistance management guidelines. Applications may be made by ground, air or chemigation. An adjuvant may be added at specified rates.  Do not apply more than two sequential applications of AZOXY 2SC PRIME or other Group 11 fungicides before alternation with a fungicide that is not in Group 11.
<b>Specific Use Restrictions:</b> 1) Do not apply more than 123 fl. oz. of product/A/season. 2) Do not apply more than 2.0 lbs. a.i./A/season of azoxystrobin-containing products.			




This information is for promotional purposes only. Space considerations may require information to be omitted. Always refer to the actual package for complete label verbiage. This product may not yet be available or approved for sale or use in your area.

# AZOXY 2SC

## PRIME™

Crop	Target Diseases	Use Rate fl. oz. product/A (lb. a.i./A)	Remarks
<b>Citrus Fruit Crop Group 10-10</b> Calamondin Citron Grapefruit Kumquat Lemon Lime Mandarin Orange (sour and sweet) Pummelo Satsuma Mandarin Tangerine Including all cultivars and/or hybrids of these. See complete list of citrus fruit crops below.	Albinism <i>(Alternaria alternata pv citri)</i> Alternaria Leaf and Fruit Spot <i>(Alternaria citri)</i> Cercospora Leaf Spot <i>(Cercospora spp.)</i> Diplodia Stem-End Rot <i>(Diplodia natalensis)</i> Greasy Spot <i>(Mycosphaerella citri)</i> Melanose <i>(Diaporthe citri)</i> Penicillium Decays Green Mold, Whisker Mold, Suppression of Blue Mold (Penicillium spp.) Phomopsis Stem-End Rot <i>(Phomopsis citrii)</i> Post Bloom Fruit Drop (PFD) <i>(Colletotrichum acutatum)</i> Powdery Mildew ( <i>Erysiphe spp.</i> ) Scab <i>(Elsinoe fawcettii)</i> Sweet Orange Scab <i>(Elsinoe australis)</i>	12.0 - 15.5 (0.20 - 0.25)	AZOXY 2SC PRIME applications should begin prior to disease development and continue throughout the season on 7- to 21-day intervals following the resistance management guidelines. Under conditions that favor severe disease epidemics, the higher application rates should be used. Applications may be made by ground, air or chemigation. An adjuvant may be added at specified rates. A horticultural spray oil should be used to improve control of greasy spot.  Do not apply more than two sequential applications of AZOXY 2SC PRIME or other Group 11 fungicides before alternation with a fungicide that is not in Group 11.  Do not make more than four (4) applications of AZOXY 2SC PRIME or other Group 11 fungicide per season.
	Black Spot <i>(Guignardia citricarpa)</i>	9.0 - 15.5 (0.15 - 0.25)	
<b>Pummelo</b> <b>Citrus Hybrid</b> (Uniq fruit only)	<b>Soilborne Diseases</b> Seedling Root Rot, Basal Stem Rot <i>(Rhizoctonia solani)</i>	0.40 - 0.80 fl. oz./1,000 row feet	For soil borne/seedling disease control, see directions and rates under the SOILBORNE/SEEDLING DISEASE CONTROL section.
<b>Complete List of Citrus Fruit Crops:</b> Australian Desert Lime ( <i>Eremocitrus glauca</i> ); Australian Finger Lime ( <i>Microcitrus australasica</i> ); Australian Round Lime ( <i>Microcitrus australis</i> ); Brown River Finger Lime ( <i>Microcitrus papuana</i> ); Calamondin ( <i>Citrofortunella microcarpa</i> ); Citron ( <i>Citrus medica</i> ); Citrus Hybrids, Citrus spp., Eremocitrus spp., Fortunella spp., Microcitrus spp., and Poncirus spp.; Grapefruit ( <i>Citrus paradise</i> ); Japanese Summer Grapefruit ( <i>Citrus natsudaidai</i> ); Kumquat ( <i>Fortunella spp.</i> ); Lemon ( <i>Citrus limon</i> ); Lime ( <i>Citrus aurantiifolia</i> ); Mediterranean Mandarin ( <i>Citrus deliciosa</i> ); Mount White Lime ( <i>Microcitrus garrowayae</i> ); New Guinea Wild Lime ( <i>Microcitrus warburgiana</i> ); Orange, Sour ( <i>Citrus aurantium</i> ); Orange, Sweet ( <i>Citrus sinensis</i> ); Pummelo ( <i>Citrus maxima</i> ); Russell River Lime ( <i>Microcitrus inodora</i> ); Satsuma Mandarin ( <i>Citrus unshiu</i> ); Sweet Lime ( <i>Citrus limetta</i> ); Tachibana Orange ( <i>Citrus tachibana</i> ); Tahiti Lime ( <i>Citrus latifolia</i> ); Tangelo ( <i>Citrus x tangelo</i> ); Tangerine (Mandarin) ( <i>Citrus reticulata</i> ); Tangor ( <i>Citrus nobilis</i> ); Trifoliolate Orange ( <i>Poncirus trifoliolate</i> ); Uniq Fruit ( <i>Citrus aurantium Tangelo group</i> ); cultivars, varieties, and/or hybrids of these.			
<b>Specific Use Restrictions:</b> 1) Do not apply more than 92.3 fl. oz. of product/A/season. 2) Do not apply more than 1.5 lbs. a.i./A/season of azoxystrobin-containing products. 3) Do not use AZOXY 2SC PRIME in citrus plant propagation nurseries. 4) AZOXY 2SC PRIME may be applied the day of harvest (0-day PHI).			




This information is for promotional purposes only. Space considerations may require information to be omitted. Always refer to the actual package for complete label verbiage. This product may not yet be available or approved for sale or use in your area.

# AZOXY 2SC

## PRIME™

Crop	Target Diseases	Use Rate fl. oz. product/A (lb. a.i./A)	Remarks
Corn Field Pop Sweet (Includes Seed Production)	Rust <i>(Puccinia sorghi)</i>	6.0 - 15.5 (0.10 - 0.25)	For gray leaf spot, apply AZOXY 2SC PRIME at the onset of disease. A second application may be required 14 days later if disease pressure persists.  For all other diseases, AZOXY 2SC PRIME applications should begin prior to disease development and may continue throughout the season every 7-14 days following the resistance management guidelines. Applications may be made by ground, air or chemigation. An adjuvant may be added at specified rates.
	Anthrachnose Leaf Blight <i>(Colletotrichum graminicola)</i> Eye Spot <i>(Aureobasidium zeae)</i> Gray Leaf Spot <i>(Cercospora sorghi)</i> Northern Corn Leaf Blight <i>(Setosphaeria turcica)</i> Northern Corn Leaf Spot <i>(Cochliobolus carbonum)</i> Southern Corn Leaf Blight <i>(Cochliobolus heterostrophus)</i>	6.0 - 15.5 (0.10 - 0.25)	Do not apply more than two sequential applications of AZOXY 2SC PRIME or other Group 11 fungicides before alternation with a fungicide that is not in Group 11. For field corn and field corn grown for seed, do not make more than two (2) applications per season.
	Early Application (V4 - V8)	6.0 (0.10)	AZOXY 2SC PRIME may be applied early (V4 - V8) for early season disease control and beneficial physiological benefits. If mixing with herbicides, other than solo glyphosate products, Callisto®, Callisto® Xtra, or Halex® GT, consult your local Prime Source, LLC representative.
	<b>Soilborne Diseases</b> Rhizoctonia Root and Stalk Rot <i>(Rhizoctonia solani)</i>	0.40 - 0.80 fl. oz./1,000 row feet	For soil borne/seedling disease control; see directions and rates under the SOILBORNE/ SEEDLING DISEASE CONTROL section.
<b>Specific Use Restrictions:</b> 1) Do not apply more than 123 fl. oz. of product/A/season. 2) Do not apply more than 2.0 lbs. a.i./A/season of azoxystrobin-containing products. 3) Do not apply within 7 days of harvest (7-day PHI).			




This information is for promotional purposes only. Space considerations may require information to be omitted. Always refer to the actual package for complete label verbiage. This product may not yet be available or approved for sale or use in your area.

# AZOXY 2SC

## PRIME™

Crop	Target Diseases	Use Rate fl. oz. product/A (lb. a.i./A)	Remarks
Cotton	Anthracnose ( <i>Glomerella gossypii</i> ) Ascochyta Blight ( <i>A. gossypii</i> ) Boll Rot ( <i>A. gossypii</i> ) Cotton Rust ( <i>Puccinia schedonnardi</i> ) Hardlock ( <i>Fusarium verticillioides</i> ) Southwestern Cotton Rust ( <i>Puccinia cacabata</i> )	6.0 - 15.5 (0.10 - 0.25)	<p>For optimum disease control, AZOXY 2SC PRIME applications should begin prior to or in the early stages of disease development. Applications may be made by ground, air, or chemigation. An adjuvant may be added at specified rates. Minimum application volumes for air and ground are 5 and 10 gallons per acre, respectively.</p> <p>The first AZOXY 2SC PRIME application should be targeted approximately at pinhead square to first bloom to protect the plant from diseases. Subsequent application(s) are specified on a 14- to 21-day schedule. An additional application may be made depending on environmental conditions and the health of the cotton plant.</p> <p>Under poor environmental conditions conducive to seedling disease and poor cotton growth, AZOXY 2SC PRIME may be applied to early season cotton to suppress damping off and other diseases which result in plant stand loss.</p> <p>Do not apply more than two foliar applications of AZOXY 2SC PRIME or other Group 11 fungicides before alternating with a fungicide that has a different mode of action. Do not make more than three (3) foliar applications of AZOXY 2SC PRIME or other Group 11 fungicides per crop per acre per year</p>
	Pythium Seedling Blight ( <i>Pythium aphanidermatum</i> ) Rhizoctonia Seedling Blight ( <i>Rhizoctonia solani</i> )	In-Furrow 0.40 - 0.80 fl. oz. product per 1,000 row feet (0.10 - 0.20 oz. a.i. per 1,000 row feet)	<p>AZOXY 2SC PRIME Application Directions:            Apply AZOXY 2SC PRIME as an in-furrow spray in 3-7 gallons of water at planting. Mount the spray nozzle so the spray is directed into the furrow just before the seeds are covered. Use the higher rate when the weather conditions are expected to be conducive for disease development, if the field has a history of Pythium problems, or if minimum/ low till programs are in place.</p> <p>See the SOILBORNE/SEEDLING DISEASE CONTROL section for table illustrating total fluid ounces per acre with various row spacings.</p>
<p><b>Specific Use Restrictions:</b></p> <p>1) Do not apply more than 27 fl. oz. of product/crop/season as a foliar spray.            2) AZOXY 2SC PRIME may be applied up to 45 days before harvest (45-day PHI).</p>			




This information is for promotional purposes only. Space considerations may require information to be omitted. Always refer to the actual package for complete label verbiage. This product may not yet be available or approved for sale or use in your area.

# AZOXY 2SC

## PRIME™

Crop	Target Diseases	Use Rate fl. oz. product/A (lb. a.i./A)	Remarks
<b>Cranberry Subgroup 13-07H (except Strawberry)</b>  Bearberry Bilberry Blueberry, Lowbush Cloudberry Lingonberry Muntries Partridgeberry  Including all cultivars and/or hybrids of these.	Cottonball <i>(Monilinia oxycocci)</i>  Fruit Rots <i>(Phylospora vaccinii)</i> <i>(Glomerella cingulata)</i> <i>(Coleophoma empetri)</i> Lophodermium Twig Blight <i>(Lophodermium spp.)</i>	6.0 - 15.5 (0.10 - 0.25)	Begin applications at 5-10% bloom for fruit rot, cottonball, and twig blight. Continue applications on a 7- to 14-day schedule if conditions are favorable for disease development. Applications may be made by ground, chemigation or air.  Do not apply more than two sequential applications of AZOXY 2SC PRIME or other Group 11 fungicides before alternation with a fungicide that is not in Group 11.
	Fairy Ring (suppression) <i>(Psilocybe spp.)</i>	15.5 (0.25)	Make the first application at bud break. Measure the ring diameter and add 10 feet to that diameter. Apply AZOXY 2SC PRIME at a rate equivalent to 15.5 fl. oz./A in 30-100 gallons of water to the affected area. Irrigation (1-2 hours) following application is advisable to ensure penetration to the base of the plant. If necessary make another application 2-4 weeks later. For ground application ensure adequate water volume for thorough canopy penetration.
<b>Specific Use Restrictions:</b> 1) Do not apply more than 92.3 fl. oz. of product/A/season. 2) Do not apply more than 1.5 lbs. a.i./A/season of azoxystrobin-containing products. 3) Do not treat cranberry fields used for aquaculture of fish and Crustacea. 4) Do not apply when weather conditions favor drift from treated areas to non-target aquatic habitat. Applicators should use care in making applications near non-target aquatic habitats. 5) Do not apply to flooded crop. 6) Do not allow release of irrigation or flood water to non-target aquatic habitat for at least 14 days after the last application. 7) Do not apply within 3 days of harvest (3-day PHI).			




This information is for promotional purposes only. Space considerations may require information to be omitted. Always refer to the actual package for complete label verbiage. This product may not yet be available or approved for sale or use in your area.

# AZOXY 2SC

## PRIME™

Crop	Target Diseases	Use Rate fl. oz. product/A (lb. a.i./A)	Remarks
<b>Cucurbits</b> Cantaloupe Chayote Chinese-Waxgourd Cucumber Gourds Honeydew Melons Momordica spp. (bitter melon, balsam apple) Muskmelon Watermelon Pumpkin Squash Zucchini Including cultivars and/or hybrids of these.	Anthracnose <i>(Colletotrichum Lagenarium)</i> Belly Rot <i>(Rhizoctonia solani)</i> Downy Mildew <i>(Pseudoperonospora cubensis)</i> Gummy Stem Blight <i>(Didymella bryoniae)</i> Leaf Spots <i>(Alternaria spp., Cercospora spp.)</i> Myrothecium Canker <i>(Myrothecium roridum)</i> Plectosporium Blight <i>(Plectosporium tabacinum)</i> Powdery Mildew <i>(Sphaerotheca fuliginea, Erysiphe cichoracearum)</i> Ulocladium Leaf Spot <i>(Ulocladium cucurbitae)</i>	6.0 - 15.5 (0.10 - 0.25)	For both downy and powdery mildew, make preventative applications on a 5- to 7-day schedule.  For belly rot control, the first application should be made at the 1-3 leaf crop stage with a second application just prior to vine tip over or 10-14 days later whichever occurs first. For all other diseases, AZOXY 2SC PRIME applications should begin prior to disease development and continue throughout the season every 7-14 days following the resistance management guidelines. Applications may be made by ground, air or chemigation. An adjuvant may be added at specified rates.  Do not tank mix AZOXY 2SC PRIME with crop oil concentrates (COC), methylated spray oil (MSO) or silicon adjuvants.  Do not tank mix AZOXY 2SC PRIME with Malathion, Kelthane®, Thiodan®, Phaser®, Lannate®, Lorsban®, M-Pede® or Botran®.  Do not apply more than one application of AZOXY 2SC PRIME or other Group 11 fungicides before alternation with a fungicide that is not in Group 11. Do not make more than four (4) foliar applications of AZOXY 2SC PRIME or other Group 11 fungicides per crop per acre per year.
	<b>Soilborne Diseases</b> Rhizoctonia Root Rot <i>(Rhizoctonia solani)</i>	0.40 - 0.80 fl. oz./1,000 row feet	For soil borne/seedling disease control, see directions and rates under the SOILBORNE/SEEDLING DISEASE CONTROL section.
<b>Specific Use Restrictions:</b> 1) Do not apply more than 92.3 fl. oz. of product/A/season. 2) Do not apply more than 1.5 lbs. a.i./A/season of azoxystrobin-containing products. 3) Do not apply within 1 day of harvest (1-day PHI).			






This information is for promotional purposes only. Space considerations may require information to be omitted. Always refer to the actual package for complete label verbiage. This product may not yet be available or approved for sale or use in your area.

# AZOXY 2SC

## PRIME™

Crop	Target Diseases	Use Rate fl. oz. product/A (lb. a.i./A)	Remarks
<b>Fruiting Vegetables</b> <b>Crop Group 8-10</b> Pepper Bell Pepper Non-Bell Pepper Sweet Non-Bell Pepper Eggplant Okra Pepino	Anthracnose <i>(Colletotrichum spp.)</i> Powdery Mildew <i>(Sphaerotheca spp.)</i>	6.0 - 15.5 (0.10 - 0.25)	AZOXY 2SC PRIME applications should begin prior to disease development and continue throughout the season on a 7- to 14-day schedule, following the resistance management guidelines. Applications may be made by ground, air or chemigation. An adjuvant may be added at specified rates.  Do not apply more than one application of AZOXY 2SC PRIME or other Group 11 fungicides before alternation with a fungicide that is not in Group 11.
Including all cultivars and/or hybrids of these. See specific directions for use for Tomatoes. See complete list of fruiting vegetables below.	<b>Soilborne Diseases</b> Rhizoctonia Root Rot <i>(Rhizoctonia solani)</i>	0.40 - 0.80 fl. oz./1,000 row feet	For soil borne/seedling disease control, see directions and rates under the SOILBORNE/SEEDLING DISEASE CONTROL section.
<b>Complete List of Fruiting Vegetables:</b> African Eggplant; Bell Pepper; Eggplant; Martynia; Non-bell Pepper; Okra; Pea Eggplant; Pepino; Roselle; Scarlet Eggplant; cultivars, varieties; and/or hybrids of these.			
<b>Specific Use Restrictions:</b> 1) Do not apply more than 61.5 fl. oz. of product/A/season. 2) Do not apply more than 1.0 lb. a.i./A/season of azoxystrobin-containing products. 3) AZOXY 2SC PRIME may be applied the day of harvest (0-day PHI).			




This information is for promotional purposes only. Space considerations may require information to be omitted. Always refer to the actual package for complete label verbiage. This product may not yet be available or approved for sale or use in your area.

# AZOXY 2SC

## PRIME™

Crop	Target Diseases	Use Rate fl. oz. product/A (lb. a.i./A)	Remarks
<b>Grapes and Other Small Fruit Vine Climbing Subgroup 13-07F (except fuzzy kiwifruit)</b> Amur River Grape Kiwifruit, Hardy Maypop Muscadines Schisandra Berry Including all cultivars and/or hybrids of these.	Black Rot <i>(Guignardia bidwellii)</i> Downy Mildew <i>(Plasmopara viticola)</i> Phomopsis Cane and Leaf Spot <i>(Phomopsis viticola)</i> Powdery Mildew <i>(Uncinula necator)</i> Suppression Only: Botrytis Bunch Rot <i>(Botrytis cinerea)</i>	6.0 - 15.5 (0.10 - 0.25)	AZOXY 2SC PRIME applications should begin prior to disease development and continue throughout the season every 10-14 days following the resistance management guidelines. Applications may be made by ground, air or chemigation. An adjuvant may be added at specified rates.  Do not apply more than two sequential foliar applications of AZOXY 2SC PRIME or other Group 11 fungicides before alternating with a fungicide that is not in Group 11.  <p style="text-align: center;"><b>ATTENTION</b></p> AZOXY 2SC PRIME is extremely phytotoxic to certain apple varieties. AVOID SPRAY DRIFT. Extreme care must be used to prevent injury to apple trees (and apple fruit). DO NOT spray AZOXY 2SC PRIME where spray drift may reach apple trees.  DO NOT use spray equipment which has been previously used to apply AZOXY 2SC PRIME to spray apple trees. Even trace amounts can cause unacceptable phytotoxicity to certain apple and crabapple varieties.  AVOIDING SPRAY DRIFT IS THE RESPONSIBILITY OF THE APPLICATOR.
<b>Specific Use Restrictions:</b> 1) Do not apply more than 92.3 fl. oz. of product/A/season. 2) Do not apply more than 1.5 lbs. a.i./A/season of azoxystrobin-containing products. 3) Do not apply within 14 days of harvest (14-day PHI).			

Crop	Target Diseases	Use Rate fl. oz. product/A (lb. a.i./A)	Remarks
<b>Grasses</b> (grown for seed)	Ergot Stem Diseases Powdery Mildew <i>(Erysiphe graminis)</i> Rust <i>(Puccinia spp.)</i>	6.0 - 15.5 (0.10 - 0.25)	AZOXY 2SC PRIME applications should begin prior to disease development and continue throughout the season on a 10- to 14-day schedule, following the resistance management guidelines. Applications may be made by ground, air or chemigation. An adjuvant may be added at specified rates.  Do not apply more than two sequential applications of AZOXY 2SC PRIME or other Group 11 fungicides before alternation with a fungicide that is not Group 11.
<b>Specific Use Restrictions:</b> 1) Do not apply more than 49 fl. oz. of product/A/season. 2) Do not apply more than 0.8 lb. a.i./A/season of azoxystrobin-containing products. 3) Do not feed treated straw, seed, or screenings to livestock. 4) AZOXY 2SC PRIME may be applied up to 8 days prior to harvest (swathing) (8-day PHI).			




This information is for promotional purposes only. Space considerations may require information to be omitted.  
 Always refer to the actual package for complete label verbiage. This product may not yet be available or approved for sale or use in your area.

# AZOXY 2SC

## PRIME™

Crop	Target Diseases	Use Rate fl. oz. product/A (lb. a.i./A)	Remarks
<b>Herbs &amp; Spices (except black pepper) Crop Group 19</b> Allspice; Angelica; Anise (seed); Anise, star; Annatto; Balm; Basil; Borage; Burnet; Camomile; Caper (buds); Caraway; Caraway, Black; Cardamon; Cassia (buds); Catnip; Celery Seed; Chervil (dried); Chive; Chive, Chinese; Cinnamon; Clary; Clove (buds); Coriander (cilantro or Chinese parsley) (leaf); Coriander (seed); Costmary; Culantro (leaf and seed); Cumin; Curry (leaf); Dill (seed); Dillweed; Fennel, Common; Fennel, Florence (seed); Fenugreek; Grains of Paradise; Horehound; Hyssop; Juniper berry; Lavender; Lemongrass; Lovage (leaf and seed); Mace; Marigold; Marjoram; Mustard (seed), Nasturtium; Nutmeg; Parsley (dried); Pennyroyal; Pepper, White; Poppy Seed; Rosemary; Rue; Saffron; Sage; Savory, Summer and Winter; Sweet Bay; Tansy; Tarragon; Thyme; Vanilla; Wintergreen; Woodruff; Wormwood	Corynespora Blight <i>(Corynespora cassiicola)</i> Dill Blight <i>(Cercosporidium punctum)</i> Phoma Blight <i>(Passalora puncta)</i>	6.0 - 15.5 (0.10 - 0.25)	AZOXY 2SC PRIME applications should begin at the onset of disease development and continue throughout the season on a 7-day schedule, following the resistance management guidelines. Applications may be made by ground only. An adjuvant may be added at specified rates. Use a minimum of 30 gallons of water per acre.  Do not apply more than two sequential applications of AZOXY 2SC PRIME or other Group 11 fungicides before alternation with a fungicide that is not in Group 11.
<b>Wasabi</b>	Fusarium Rhizome and Root Rot <i>(Pythium spp.)</i>	6.0 - 15.5 (0.10 - 0.25)	AZOXY 2SC PRIME applications should begin at the onset of disease development and continue throughout the season on a 7-day schedule, following the resistance management guidelines.  Applications may be made by ground or through the irrigation system (chemigation). An adjuvant may be added at specified rates. Use a minimum of 30 gallons of water per acre.  Do not apply more than two sequential applications of AZOXY 2SC PRIME or other Group 11 fungicides before alternation with fungicide that is not in Group 11.
<b>Specific Use Restrictions:</b> 1) Do not apply more than 92.3 fl. oz. of product/A/season. 2) Do not apply more than 1.5 lbs. a.i./A/season of azoxystrobin-containing products. 3) AZOXY 2SC PRIME may be applied the day of harvest (0-day PHI).			




This information is for promotional purposes only. Space considerations may require information to be omitted. Always refer to the actual package for complete label verbiage. This product may not yet be available or approved for sale or use in your area.

# AZOXY 2SC

## PRIME™

Crop	Target Diseases	Use Rate fl. oz. product/A (lb. a.i./A)	Remarks
<b>Leafy Vegetables (except brassica)</b> Amaranth Arugula Cardoon Celery Celtuce Chervil Chrysanthemum, Edible Corn Salad Cress Dandelion Dock Endive Fennel Lettuce, Head and Leaf Orach Parsley Purslane Radicchio Rhubarb Spinach Swiss Chard Including cultivars and/or hybrids of these	<b>Foliar Diseases</b> <b>Alternaria Leaf Spot</b> <i>(Alternaria sonchi, A. spp.)</i> <b>Anthracnose</b> <i>(Microdochium panattonianum, Colletotrichum dematium)</i> <b>Cercospora Leaf Spot</b> <i>(Cercospora spp.)</i> <b>Septoria Leaf Spot</b> <i>(Septoria petroselini)</i> <b>White Rust</b> <i>(Albugo occidentalis)</i>	6.0 - 15.5 (0.10 - 0.25)	For both downy and powdery mildew, make preventative applications on a 5- to 7-day schedule.  For all other diseases, AZOXY 2SC PRIME applications should begin prior to disease development and continue throughout the season every 7-14 days following the resistance management guidelines. Applications may be made by ground, air or chemigation. An adjuvant may be added at specified rates.  Do not apply more than one application of AZOXY 2SC PRIME or other Group 11 fungicides before alternation with a fungicide that is not in Group 11.  <b>ATTENTION:</b> Applications of AZOXY 2SC PRIME to leafy vegetable foliage have contributed to phytotoxicity under certain circumstances. Proceed with caution with regard to tank mixes and adjuvants when treating all leafy vegetables with AZOXY 2SC PRIME. AZOXY 2SC PRIME must not be tank mixed on leaf lettuce with Ambush® WP, Pounce® WP, Aliette®, Warrior with Zeon Technology®, or another product that may increase the penetration of AZOXY 2SC PRIME into the leaf surface, such as, but not limited to, silicone wetters.
	<b>Downy Mildew</b> <i>(Bremia lactucae)</i> <b>Powdery Mildew</b> <i>(Erysiph cichoracearum)</i>	12.0 - 15.5 (0.20 - 0.25)	For soil borne/seedling disease control, see directions and rates under the SOILBORNE/SEEDLING DISEASE CONTROL section.
	<b>Soilborne Diseases</b> <b>Web Blight,</b> <b>Bottom Rot,</b> <b>Crater Rot,</b> <b>Root Rot</b> <i>(Rhizoctonia solani)</i>	0.40 - 0.80 fl. oz./1,000 row feet	
<b>Specific Use Restrictions:</b> 1) Do not apply more than 92.3 fl. oz. of product/A/season. 2) Do not apply more than 1.5 lbs. a.i./A/season of azoxystrobin-containing products. 3) AZOXY 2SC PRIME may be applied the day of harvest (0-day PHI).			




This information is for promotional purposes only. Space considerations may require information to be omitted. Always refer to the actual package for complete label verbiage. This product may not yet be available or approved for sale or use in your area.

# AZOXY 2SC

## PRIME™

Crop	Target Diseases	Use Rate fl. oz. product/A (lb. a.i./A)	Remarks
<b>Legume Vegetables, Dry and Succulent and Legume Vegetables, Foliage of any Cultivar of Bean (<i>Phaseolus spp.</i>) and Field Pea (<i>Pisum spp.</i>)</b> Bean ( <i>Lupinus spp.</i> ) (includes grain lupin, sweet lupin, white lupin, and white sweet lupin) Bean ( <i>Phaseolus spp.</i> ) (includes field bean, kidney bean, lima bean, navy bean, pinto bean, runner bean, snap bean, tepary bean, and wax bean) Bean ( <i>Vigna spp.</i> ) (includes adzuki bean, asparagus bean, blackeyed pea, cowpea, catjang, Chinese longbean, crowder pea, moth bean, mung bean, rice bean, southern pea, urd bean, and yardlong bean) Bean ( <i>Glycine max</i> ) Soybean, Immature Seed (edamame) Broad bean (fava bean) ( <i>Vicia faba</i> ) Chickpea (garbanzo bean) ( <i>Cicer arietinum</i> ) Guar ( <i>Cyamopsis tetragonoloba</i> ) Jackbean ( <i>Canavalia ensiformis</i> ) Lablab Bean (hyacinth bean) ( <i>Lablab purpureus</i> ) Lentil ( <i>Lens esculenta</i> ) Pea ( <i>Pisum spp.</i> ) (includes dwarf pea, ediblepod pea, English pea, garden pea, green pea, field pea, snow pea, and sugar snap pea) Pigeon Pea ( <i>Cajanus cajan</i> ) Sword Bean ( <i>Canavalia gladiata</i> )	Bean Rust ( <i>Uromyces appendiculatus</i> )  Alternaria Blight ( <i>Alternaria spp.</i> ) Alternaria Leaf Spot ( <i>Alternaria alternata</i> ) Anthracnose ( <i>Colletotrichum lindemuthianum</i> ) Ascochyta Blight ( <i>Mycosphaerella pinodes</i> ) Ascochyta Leaf and Pod Spot ( <i>Ascochyta spp.</i> ) Ascochyta Leaf Spot ( <i>Ascochyta phaseolorum</i> ) Rust ( <i>Phakopsora spp.</i> ) Southern Blight ( <i>Sclerotium rolfsii</i> ) Web Blight ( <i>Rhizoctonia solani</i> )	6.0 (0.10)  6.0 - 15.5 (0.10 - 0.25)	AZOXY 2SC PRIME applications should begin prior to disease development and continue throughout the season every 7-14 days following the resistance management guidelines. Use the higher rates under severe disease pressure. Applications may be made by ground, air or chemigation. An adjuvant may be added at specified rates. For rust, use of a non-ionic surfactant is recommended.  Do not apply more than two sequential applications of AZOXY 2SC PRIME or other Group 11 fungicides before alternation with a fungicide that is not in Group 11.
	<b>Soilborne Diseases</b> Rhizoctonia Root Rot ( <i>Rhizoctonia solani</i> )	0.40 - 0.80 fl. oz./1,000 row feet	
<b>Specific Use Restrictions:</b> 1) Do not apply more than 92.3 fl. oz. of product/A/season. 2) Do not apply more than 1.5 lbs. a.i./A/season of azoxystrobin-containing products. 3) Do not apply within 14 days of harvest (14-day PHI) of dry legume vegetables (dry bean and dry pea seeds). 4) AZOXY 2SC PRIME may be applied the day of harvest (0-day PHI) for succulent beans and peas. 5) For use on soybeans, please refer to the soybean crop directions for use.			



This information is for promotional purposes only. Space considerations may require information to be omitted. Always refer to the actual package for complete label verbiage. This product may not yet be available or approved for sale or use in your area.

# AZOXY 2SC

## PRIME™

Crop	Target Diseases	Use Rate fl. oz. product/A (lb. a.i./A)	Remarks
Mint (Fresh or for processing into mint oil)	Powdery mildew ( <i>Erysiphe spp.</i> ) Rust ( <i>Puccinia menthae</i> )	6.0 - 15.5 (0.10 - 0.25)	AZOXY 2SC PRIME applications should begin prior to disease development and continue throughout the season on a 7- to 10-day schedule, following the resistance management guidelines. Applications may be made by ground, air or chemigation. An adjuvant may be added at specified rates.  Do not apply more than two sequential applications of AZOXY 2SC PRIME or other Group 11 fungicides before alternation with a fungicide that is not in Group 11.
	<b>Soilborne Diseases</b> Seedling Root Rot, Basal Stem Rot ( <i>Rhizoctonia solani</i> )	0.40 - 0.80 fl. oz./1,000 row feet	For soil borne/seedling disease control, see directions and rates under the SOILBORNE/SEEDLING DISEASE CONTROL section.


**Specific Use Restrictions:**

- 1) Do not apply more than 46 fl. oz. of product/A/season.
- 2) Do not apply more than 0.75 lb. a.i./A/season of azoxystrobin-containing products.
- 3) For processed mint, do not apply within 7 days of harvest (7-day PHI).
- 4) For fresh mint, AZOXY 2SC PRIME may be applied the day of harvest (0-day PHI).

Crop	Target Diseases	Use Rate fl. oz. product/A (lb. a.i./A)	Remarks
<b>Nongrass Animal Feeds Forage, Fodder, Straw, and Hay</b> For pure/mixed stands of the following or stands mixed with grasses: Alfalfa ( <i>Medicago sativa subsp. sativa</i> ) Bean, Velvet ( <i>Mucuna pruriens var.utilis</i> ) Clover ( <i>Trifolium spp., Melilotus spp.</i> ) Kudzu ( <i>Pueraria lobata</i> ) Lespedeza ( <i>Lespedeza spp.</i> ) Lupin ( <i>Lupinus spp.</i> ) Sainfoin ( <i>Onobrychis viciifolia</i> ) Trefoil ( <i>Lotus spp.</i> ) Vetch ( <i>Vicia spp.</i> ) Vetch, Crown ( <i>Coronilla varia</i> ) Vetch, Milk ( <i>Astragalus spp.</i> )	Alternaria Leaf Spot ( <i>Alternaria spp.</i> ) Cercospora Leaf Spot ( <i>Cercospora spp.</i> ) Downy Mildew ( <i>Peronospora spp.</i> ) Powdery Mildew ( <i>Oidium spp.,</i> <i>Erysiphe spp.</i> ) Rust ( <i>Phakopsora spp.</i> )	6.0 - 15.5 (0.10 - 0.25)	AZOXY 2SC PRIME applications should begin prior to disease development and continue throughout the season.  Use the higher rates under severe disease pressure. Applications may be made by ground, air or chemigation. Use of an additive such as crop oil concentrate or nonionic surfactant is recommended.  For management of outbreaks of Asian soybean rust and other Puccinia species on alternate host species such as kudzu, lespedeza, trefoil and vetch, apply AZOXY 2SC PRIME to forages grown in the vicinity of soybeans and other legume crops (beans and peas) as a part of an Asian rust disease management strategy. Consult with local experts and university extension agents for the latest advice.  Do not apply more than two sequential applications of AZOXY 2SC PRIME or other Group 11 fungicides before alternation with a fungicide that is not in Group 11.

**Specific Use Restrictions:**

- 1) Do not apply more than 0.25 lb. a.i./A per cutting.
- 2) Do not apply more than 0.75 lb. a.i./A/season of azoxystrobin-containing products.
- 3) Do not apply within 14 days of grazing or harvest (14-day PHI) for forage and hay.
- 4) Not for use on rangeland.




This information is for promotional purposes only. Space considerations may require information to be omitted. Always refer to the actual package for complete label verbiage. This product may not yet be available or approved for sale or use in your area.

# AZOXY 2SC

## PRIME™

Crop	Target Diseases	Use Rate fl. oz. product/A (lb. a.i./A)	Remarks
<b>Oilseed Crops</b> <b>Crop Group 20</b> Crambe Flax Mustard, Indian Mustard, Field Mustard, Black Rapeseed Rapeseed, Indian Safflower Sunflower Including all cultivars and/or hybrids of these. See complete list of oilseed crops below.	Alternaria Leaf Spot <i>(Alternaria spp.)</i> Downy Mildew <i>(Plasmopara halstedii,</i> <i>Plasmopara helianthi)</i> Pasm <i>(Septoria linicola garass)</i> Sunflower Rust <i>(Puccinia helianthi)</i>	6.0 - 15.5 (0.10 - 0.25)	Apply 6.0 fl. oz. of AZOXY 2SC PRIME at early bud followed by 14.0 fl. oz. at about 45 days before harvest. A third application of 7.0 fl. oz. may be made 30 days before harvest. Applications may be made by ground, air or chemigation. Use a minimum of 10 gallons of water per acre for ground applications.  Do not apply more than two sequential applications of AZOXY 2SC PRIME or other Group 11 fungicides before alternation with a fungicide that is not in Group 11.
<b>Complete List of Oilseed Crops:</b> Borage; Calendula; Castor Oil Plant; Chinese Tallowtree; Cottonseed; Crambe; Cuphea; Echium; Euphorbia; Evening Primrose; Flax Seed; Gold of Pleasure; Hare's Ear Mustard; Jojoba; Lesquerella; Lunaria; Meadowfoam; Milkweed; Mustard Seed; Niger Seed; Oil Radish; Poppy Seed; Rapeseed; Rose Hip; Safflower; Sesame; Stokes Aster; Sunflower; Sweet Rocket; Tallowwood; Tea Oil Plant; Vernonia; cultivars, varieties, and/or hybrids of these.			
<b>Specific Use Restrictions:</b> 1) Do not apply more than 27 fl. oz. of product/A/season. 2) Do not apply more than 0.45 lb. a.i./A/season of azoxystrobin-containing products. 3) Do not apply within 30 days of harvest (30-day PHI).			




This information is for promotional purposes only. Space considerations may require information to be omitted. Always refer to the actual package for complete label verbiage. This product may not yet be available or approved for sale or use in your area.

# AZOXY 2SC

## PRIME™

Crop	Target Diseases	Use Rate fl. oz. product/A (lb. a.i./A)	Remarks
Peanuts	<b>Soilborne Diseases - early season (in-furrow application)</b> Aspergillus Crown Rot <i>(Aspergillus niger)</i> Pythium Damping Off <i>(Pythium spp.)</i> Stem Rot/White Mold Suppression <i>(Sclerotium rolfsii)</i>	0.40 - 0.80 fl. oz./1,000 row feet	Apply AZOXY 2SC PRIME in-furrow at planting for control of various seed/seedling diseases including early season suppression of stem rot. See directions and rates under PRODUCT INFORMATION section.
	<b>Soilborne Diseases - mid-late season</b> Rhizoctonia Peg and Pod Rot <i>(Rhizoctonia solani)</i> Stem Rot/White Mold <i>(Sclerotium rolfsii)</i> Suppression Only: Cylindrocladium Black Rot <i>(Cylindrocladium crotalaria)</i> Pythium Pod Rot <i>(Pythium myriotylum)</i>	12.0 - 24.5 (0.20 - 0.40)	AZOXY 2SC PRIME should be applied at approximately 60 and 90 days after planting as a foliar application. This application regime may be applied earlier in the season if environmental conditions favor disease development. These two applications of AZOXY 2SC PRIME will provide protection against the soil borne diseases and will also provide control of the foliar diseases listed for a 10- to 14-day period after each spray. Under heavy disease pressure and/or where there is high rainfall and/or irrigation, use 18.5-24.5 fl. oz./A. For light disease pressure and dry environmental conditions (non-irrigated, low rainfall), use 12.0-24.5 fl. oz./A. For control of Pythium, a rate of 24.5 fl. oz./A is required. Additional applications of other fungicides on a leaf spot application schedule will be required to provide season-long disease control of the leaf spot diseases. Applications may be made by ground, air or chemigation. An adjuvant may be added at specified rates.
	<b>Foliar Diseases</b> Early Leaf Spot <i>(Cercospora arachidicola)</i> Late Leaf Spot <i>(Cercosporidium personatum)</i> Rust <i>(Puccinia arachidis)</i> Web Blotch <i>(Phoma arachidicola)</i>	6.0 - 18.5 (0.10 - 0.30)	For foliar disease control only, a lower rate of AZOXY 2SC PRIME may be applied on a 10- to 14-day interval.  Do not apply more than two sequential applications of AZOXY 2SC PRIME or other Group 11 fungicides before alternation with a fungicide that is not in Group 11.
<b>Specific Use Restrictions:</b> 1) Do not apply more than 49 fl. oz. of product/A/season. 2) Do not apply more than 0.8 lb. a.i./A/season of azoxystrobin-containing products. 3) Do not apply within 14 days of harvest (14-day PHI)			





This information is for promotional purposes only. Space considerations may require information to be omitted.  
Always refer to the actual package for complete label verbiage. This product may not yet be available or approved for sale or use in your area.


# AZOXY 2SC

---

## PRIME™

Crop	Target Diseases	Use Rate fl. oz. product/A (lb. a.i./A)	Remarks
Pecans	Anthracnose ( <i>Glomerella cingulata</i> ) Scab ( <i>Cladosporium caryigenum</i> )	6.0 - 12.0 (0.10 - 0.20)	AZOXY 2SC PRIME applications should begin prior to disease development and continue throughout the season on 7- to 21-day intervals following the resistance management guidelines. Applications may be made by ground, air or chemigation. An adjuvant may be added at specified rates.  Do not apply more than two sequential applications of AZOXY 2SC PRIME or other Group 11 fungicides before alternation with a fungicide that is not in Group 11.
<b>Specific Use Restrictions:</b> 1) Do not apply more than 73.8 fl. oz. of product/A/season. 2) Do not apply more than 1.2 lbs. a.i./A/season of azoxystrobin-containing products. 3) Do not apply within 45 days of harvest (45-day PHI).			

Crop	Target Diseases	Use Rate fl. oz. product/A (lb. a.i./A)	Remarks
Pistachios	Alternaria Late Blight ( <i>Alternaria alternata</i> ) Botryosphaeria Panicle and Shoot Blight ( <i>Botryosphaeria dothidea</i> ) Septoria Leaf Spot ( <i>Septoria pistaciarum</i> )	6.0 - 15.5 (0.10 - 0.25)	AZOXY 2SC PRIME applications should begin prior to disease development and continue throughout the season on 7- to 21-day intervals following the resistance management guidelines. Applications may be made by ground, air or chemigation. An adjuvant may be added at specified rates.  Do not apply more than two sequential applications of AZOXY 2SC PRIME or other Group 11 fungicides before alternation with a fungicide that is not in Group 11.
<b>Specific Use Restrictions:</b> 1) Do not apply more than 92.3 fl. oz. of product/A/Season. 2) Do not apply more than 1.5 lbs. a.i./A/season of azoxystrobin-containing products. 3) Do not apply within 7 days of harvest (7-day PHI).			




This information is for promotional purposes only. Space considerations may require information to be omitted. Always refer to the actual package for complete label verbiage. This product may not yet be available or approved for sale or use in your area.

# AZOXY 2SC

## PRIME™

Crop	Target Diseases	Use Rate fl. oz. product/A (lb. a.i./A)	Remarks
Potatoes	Black Dot ( <i>Colletotrichum coccodes</i> ) Early Blight ( <i>Alternaria solani</i> ) Late Blight ( <i>Phytophthora infestans</i> ) Powdery Mildew ( <i>Erysiphe cichoracearum</i> )	6.0 - 20.0 (0.10 - 0.33)	<p>Early blight - For a 7-day application schedule, use AZOXY 2SC PRIME 6.2 fl. oz. product/A. For a 14-day application schedule, use the 12.0 fl. oz. product/A rate.</p> <p>Late blight - Apply AZOXY 2SC PRIME at 12.0 fl. oz. product/ A on a 7-day schedule. Initiate late blight applications in a preventative schedule prior to disease development according to local practices. If late blight symptoms develop or conditions favor disease, switch immediately to a non-Group 11 fungicide, using a 5-day schedule. Addition of a spreader/sticker may improve coverage.</p> <p>For all other diseases, AZOXY 2SC PRIME applications should begin prior to disease development and continue throughout the season every 7-14 days following the resistance management guidelines. Use the high rate and the shorter interval if disease epidemics are severe. Applications may be made by ground, air or chemigation. Do not apply more than one application of AZOXY 2SC PRIME or other Group 11 fungicides before alternation with a fungicide that is not in Group 11.</p>
	<b>Soilborne Diseases</b> Black Dot ( <i>Colletotrichum coccodes</i> ) Black Scurf ( <i>Rhizoctonia solani</i> ) Silver Scurf ( <i>Helminthosporium solani</i> )	0.40 - 0.80 fl. oz./1,000 row feet	For soil borne/seedling disease control, see directions and rates under the SOILBORNE/SEEDLING DISEASE CONTROL section.
<b>Specific Use Restrictions:</b> 1) Do not apply more than 123 fl. oz. of product/A/season. 2) Do not apply more than 2.0 lbs. a.i./A/season of azoxystrobin-containing products. 3) Do not apply within 14 days of harvest (14-day PHI).			




This information is for promotional purposes only. Space considerations may require information to be omitted.  
 Always refer to the actual package for complete label verbiage. This product may not yet be available or approved for sale or use in your area.

# AZOXY 2SC

## PRIME™

Crop	Target Diseases	Use Rate fl. oz. product/A (lb. a.i./A)	Remarks
Rice	<b>Sheath/Stem Diseases</b> Sheath Blight ( <i>Rhizoctonia solani</i> )	6.0 - 18.5 (0.10 - 0.30)	AZOXY 2SC PRIME should be applied prior to disease development. Applications may be made by ground, air or chemigation. For aerial application, volumes should be 5-10 GPA. An adjuvant may be added at specified rates.
	Aggregate Sheath Spot ( <i>Ceratobasidium oryzae sativae</i> = <i>Rhizoctonia oryzae-sativae</i> ) Black Sheath Rot ( <i>Gaeumannomyces graminis</i> var. <i>graminis</i> ) Sheath Spot ( <i>Rhizoctonia oryzae</i> ) Stem Rot ( <i>Magnaporthe salvinii</i> = <i>Sclerotium oryzae</i> = <i>Nakateae sigmoidea</i> )	9.0 - 18.5 (0.15 - 0.30)	For sheath blight control, application rates may vary from 9.0 to 12.0 fl. oz./A depending on the growth stage of the rice and the severity of the disease. Consult with your local extension personnel or Prime Source, LLC representative for information on sheath blight control.  For other stem/sheath diseases including stem rot, black sheath rot, aggregate sheath spot and sheath spot, apply when disease is less than 4 inches above water line usually between panicle differentiation (PD) +5 days to PD +10 days or at initial sign of disease. Under heavy disease pressure and conditions favorable for disease development, a second application may be applied.  For foliar and panicle diseases, apply AZOXY 2SC PRIME prior to disease development.
	<b>Foliar Diseases</b> Brown Leaf Spot ( <i>Cochliobolus miyabeanus</i> ) Leaf Smut ( <i>Entyloma oryzae</i> ) Narrow Brown Leaf Spot ( <i>Cercospora janseana</i> = <i>Cercospora oryzae</i> )		AZOXY 2SC PRIME must be applied as a preventative treatment for blast control and applied prior to favorable conditions for blast development. For panicle blast, an application should be applied at mid-boot to boot-split but prior to full head emergence. A second application should be applied when panicles are approximately 60-90% emerged from the boot (7-14 days later).  When AZOXY 2SC PRIME is being applied for panicle blast on continuous rice acreage (no rotation to other crops), no more than two sequential foliar applications of AZOXY 2SC PRIME or other Group 11 fungicides should be made over multiple years before alternating with a fungicide with a different mode of action. Do not make more than two foliar applications of AZOXY 2SC PRIME or other Group 11 fungicides per acre per season.
	<b>Panicle Diseases</b> Kernel Smut ( <i>Tilletia barclayana</i> = <i>Neovossia barclayana</i> ) Panicle Blast ( <i>Pyricularia grisea</i> )		
<b>Specific Use Restrictions:</b> 1) Do not treat rice fields used for aquaculture of fish and crustaceans. 2) Do not apply when weather conditions favor drift from treated areas to non-target aquatic habitat. Applicators should use care in making applications near non-target aquatic habitats. 3) Do not apply more than 0.70 lb. a.i./A/season of azoxystrobin-containing products. 4) Do not allow release of irrigation or flood water for at least 14 days after the last application. 5) Do not apply within 28 days of harvest (28-day PHI).			



This information is for promotional purposes only. Space considerations may require information to be omitted.  
Always refer to the actual package for complete label verbiage. This product may not yet be available or approved for sale or use in your area.

# AZOXY 2SC


---

## PRIME™

Crop	Target Diseases	Use Rate fl. oz. product/A (lb. a.i./A)	Remarks
Sorghum	Anthracnose ( <i>Colletotrichum graminicola</i> ) Gray Leaf Spot ( <i>Cercospora sorghi</i> )	6.0 - 15.5 (0.10 - 0.25)	AZOXY 2SC PRIME applications should begin prior to disease development. Use the high rates under conditions favorable for severe disease pressure, dense plant canopies, or when susceptible varieties are planted. Contact extension personnel for local economic thresholds and timings for specific diseases in your area. Applications may be made by ground, air or chemigation. An adjuvant may be added at specified rates.  Do not apply more than two sequential applications of AZOXY 2SC PRIME or other Group 11 fungicides before alternation with a fungicide that is not in Group 11.
	<b>Soilborne Diseases</b> Damping-Off ( <i>Rhizoctonia solani</i> , <i>Pythium aphanidermatum</i> )	0.40 - 0.80 fl. oz./1,000 row feet	For soil borne/seedling disease control, see directions and rates under the SOILBORNE/SEEDLING DISEASE CONTROL section.

**Specific Use Restrictions:**

- 1) For grain and stover, do not apply more than 0.75 lb. a.i./A/season of azoxystrobin-containing products.
- 2) For forage, do not apply more than 0.5 lb. a.i./A/season of azoxystrobin-containing products.
- 3) Do not apply within 14 days of harvest (14-day PHI).




This information is for promotional purposes only. Space considerations may require information to be omitted. Always refer to the actual package for complete label verbiage. This product may not yet be available or approved for sale or use in your area.

# AZOXY 2SC

## PRIME™

Crop	Target Diseases	Use Rate fl. oz. product/A (lb. a.i./A)	Remarks
Soybean Soybean, Immature Seed (edamame)	Aerial Blight ( <i>Rhizoctonia solani</i> ) Alternaria Leaf Spot ( <i>Alternaria spp.</i> ) Anthracnose ( <i>Colletotrichum truncatum</i> ) Brown Spot ( <i>Septoria glycines</i> ) Cercospora Blight and Leaf Spot ( <i>Cercospora kikuchii</i> ) Frogeye Leaf Spot ( <i>Cercospora sojina</i> ) Pod and Stem Blight ( <i>Diaporthe phaseolorum</i> ) Rust ( <i>Phakopsora spp.</i> )	6.0 - 15.5 (0.10 - 0.25)	AZOXY 2SC PRIME applications should begin prior to disease development. Use the high rates under conditions favorable for severe disease pressure, dense plant canopies, or when susceptible varieties are planted. Contact Extension personnel for local economic thresholds and timings for specific diseases in your area. Applications may be made by ground, air or chemigation. An adjuvant may be added at specified rates. Use of a crop oil concentrate or non-ionic surfactant with the lower use rate is recommended.  Soybean rust: AZOXY 2SC PRIME may be used at 4 fl. oz./A when tank mixed with a triazole registered for use on soybean rust.  Do not apply more than two sequential applications of AZOXY 2SC PRIME or other Group 11 fungicides before alternation with a fungicide that is not in Group 11.
	<b>Soilborne Diseases</b> Rhizoctonia solani ( <i>Rhizoctonia solani</i> ) Southern Blight ( <i>Sclerotium rolfsii</i> )	0.40 - 0.80 fl. oz./1,000 row feet	For soil borne/seedling disease control, see directions and rates under the SOILBORNE/SEEDLING DISEASE CONTROL section.
<b>Specific Use Restrictions:</b> 1) Do not apply more than 92.3 fl. oz. of product/A/season. 2) Do not make more than one application at 15.5 fl. oz. product/acre or 0.25 lb. a.i./A to soybean forage and hay. 3) Do not apply more than 1.5 lbs. a.i./A/season of azoxystrobin-containing products. 4) Do not apply within 14 days of harvest (14-day PHI) of soybeans (beans). 5) AZOXY 2SC PRIME may be applied the day of harvest (0-day PHI) to soybean forage and hay.			




This information is for promotional purposes only. Space considerations may require information to be omitted. Always refer to the actual package for complete label verbiage. This product may not yet be available or approved for sale or use in your area.

# AZOXY 2SC

## PRIME™

Crop	Target Diseases	Use Rate fl. oz. product/A (lb. a.i./A)	Remarks
<b>Stone Fruits</b> Apricot Cherry, Sweet Cherry, Tart Nectarine Peach Plum Plumcot Prune	Brown Rot Blossom Blight and Fruit Rot (Monilinia fructicola, M. laxa) Scab (Cladosporium carpophilum) Alternaria Spot and Fruit Rot (Alternaria alternata) Anthracnose (Colletotrichum prunicola, C. gloeosporioides) Leaf Rust (Tranzschelia discolor) Powdery Mildew (Sphaerotheca pannosa, Podosphaera clandestina) Shot Hole (Wilsonomyces carpophilus)	12.0 - 15.5 (0.20 - 0.25) 6.0 - 15.5 (0.10 - 0.25)	For brown rot blossom blight, begin applications at early bloom and continue through petal fall. For brown rot on fruit, AZOXY 2SC PRIME may be applied to fruit up to the day of harvest. For scab, begin applications at petal fall and continue at 7- to 14-day intervals. For all other diseases, begin application at the onset of disease as a protectant fungicide and continue on a 7- to 14-day schedule. For peaches only, 9.0-15.5 fl. oz. of AZOXY 2SC PRIME may be used for scab control. Applications may be made by ground, air or chemigation. Do not apply more than two sequential applications of AZOXY 2SC PRIME or other Group 11 fungicides before alternation with a fungicide that is not in Group 11.
<b>Specific Use Restrictions:</b> 1) Do not apply more than 92.3 fl. oz. of product/A/season. 2) Do not apply more than 1.5 lbs. a.i./A/season of azoxystrobin-containing products. 3) AZOXY 2SC PRIME may be applied the day of harvest (0-day PHI).			

Crop	Target Diseases	Use Rate fl. oz. product/A (lb. a.i./A)	Remarks
<b>Sugarcane</b>	Brown Rust (Puccinia melanocephala) Orange Rust (Puccinia kuehnii)	9.0 - 12.0 (0.15 - 0.20)	AZOXY 2SC PRIME applications should begin prior to rust development, and continue throughout the season every 14-28 days following resistance management guidelines. Scout fields and begin applications at the earliest sign of rust. An adjuvant may be used at recommended rates. For ground applications, apply AZOXY 2SC PRIME in sufficient water volume for adequate coverage and canopy penetration. Applications may be made by ground, air or chemigation. Do not apply more than two sequential applications of AZOXY 2SC PRIME or other Group 11 fungicide, before alternation with a fungicide that is not in Group 11. Do not make more than four foliar applications of AZOXY 2SC PRIME or other Group 11 fungicide per acre per year.
<b>Specific Use Restrictions:</b> 1) Do not apply more than 0.80 lb. a.i./A per season of azoxystrobin-containing products. 2) Do not apply within 30 days of harvest (30-day PHI). 3) When applying by air, use no less than 5 gallons spray solution per acre.			




This information is for promotional purposes only. Space considerations may require information to be omitted.  
Always refer to the actual package for complete label verbiage. This product may not yet be available or approved for sale or use in your area.

# AZOXY 2SC

---

## PRIME™

Crop	Target Diseases	Use Rate fl. oz. product/A (lb. a.i./A)	Remarks
Tobacco	Blue Mold ( <i>Peronospora tabacina</i> ) Frogeye Leaf Spot ( <i>Cercospora nicotianae</i> ) Target Spot ( <i>Rhizoctonia solani</i> )	6.0 - 12.0 (0.1 - 0.2)	<p>AZOXY 2SC PRIME applications should begin prior to disease development or at first indication that blue mold is in the area. Do not apply AZOXY 2SC PRIME as a curative application. If blue mold is present in the field, initiate applications with Acrobat MZ® prior to an AZOXY 2SC PRIME application. Apply on a 7- to 14-day interval with shorter intervals under conditions conducive to disease development. For ground applications, apply AZOXY 2SC PRIME in sufficient water volume for adequate coverage and canopy penetration. For aerial application, volumes should be 10- 15 GPA. Applications may be made by ground, air or chemigation. Do not apply AZOXY 2SC PRIME on greenhouse seedlings. Do not tank mix with Thiodan. Tank mixing AZOXY 2SC PRIME with insecticides formulated as emulsifiable concentrates (EC) or containing high amounts of solvents may cause some crop injury.</p> <p>Do not apply more than one application of AZOXY 2SC PRIME or other Group 11 fungicides before alternation with a fungicide that is not in Group 11.</p> <p><b>NOTE:</b> AZOXY 2SC PRIME may enhance weather flecking on the leaves of certain tobacco types. This does not affect yield and quality.</p>
<b>Specific Use Restrictions:</b> 1) Do not apply more than 32 fl. oz. of product/A/season. 2) Do not apply more than 0.52 lb. a. i. /A/season of azoxystrobin-containing products. 3) AZOXY 2SC PRIME may be applied the day of harvest (0-day PHI).			




This information is for promotional purposes only. Space considerations may require information to be omitted. Always refer to the actual package for complete label verbiage. This product may not yet be available or approved for sale or use in your area.

# AZOXY 2SC

## PRIME™

Crop	Target Diseases	Use Rate fl. oz. product/A (lb. a.i./A)	Remarks
<b>Tomatoes, Tomatillos Subgroup 8-10A</b> Including all cultivars and/or hybrids of these. See complete list of tomato crops below	Anthracnose <i>(Colletotrichum coccodes)</i> Black Mold <i>(Alternaria alternata)</i> Buckeye Rot <i>(Phytophthora spp.)</i> Early Blight <i>(Alternaria solani)</i> Powdery Mildew <i>(Oidiopsis sicula)</i> Septoria Leaf Spot <i>(Septoria lycopersici)</i> Target Spot <i>(Corynespora cassiicola)</i>	5.0 - 6.2 (0.08 - 0.10)	AZOXY 2SC PRIME applications should begin prior to disease development and continue throughout the season following the resistance management guidelines. For late blight, AZOXY 2SC PRIME should be applied at 5- to 7-day intervals. For all other tomato diseases, AZOXY 2SC PRIME should be applied on 7- to 21-day intervals.  Applications may be made by ground, air or chemigation. Do not apply more than one application of AZOXY 2SC PRIME or other Group 11 fungicides before alternation with a fungicide that is not in Group 11.  Under certain weather conditions (particularly high temperatures) AZOXY 2SC PRIME in combination with high rates of silicone-based or oil containing (petroleum or crop) additives or adjuvants may cause injury. Do not exceed 0.125% adjuvant (v/v). Consult a Prime Source, LLC representative for more information concerning additives or adjuvants.  A tank mixture with Dimethoate may cause crop injury.  On fresh market tomatoes, do not use adjuvants or tank mix AZOXY 2SC PRIME with any emulsifiable concentrate (EC) product.
	Late Blight <i>(Phytophthora infestans)</i>	6.2 (0.10)	
<b>Complete List of Tomato Crops:</b> Bush Tomato; Cocona; Currant Tomato; Garden Huckleberry; Goji Berry; Groundcherry; Naranjilla; Sunberry; Tomatillo; Tomato; Tree Tomato; cultivars, varieties, and/or hybrids of these.			
<b>Specific Use Restrictions:</b> 1) Do not apply more than 37 fl. oz. of product/A/season. 2) Do not apply more than 0.6 lb. a.i./A/season of azoxystrobin-containing products. 3) AZOXY 2SC PRIME may be applied the day of harvest (0-day PHI).			






This information is for promotional purposes only. Space considerations may require information to be omitted. Always refer to the actual package for complete label verbiage. This product may not yet be available or approved for sale or use in your area.

# AZOXY 2SC

## PRIME™

Crop	Target Diseases	Use Rate fl. oz. product/A (lb. a.i./A)	Remarks
<b>Tree Nuts</b> Beechnut Brazil Nut Butternut Cashew Chestnut Chinquapin Filbert Hickory Macadamia Pecan Walnut Almonds, Pistachios (see specific use instructions)	Alternaria Leaf and Fruit Spot ( <i>Alternaria alternata</i> ) Anthracnose ( <i>Colletotrichum acutatum</i> , <i>Glomerella cingulata</i> ) Eastern Filbert Blight ( <i>Anisogramma anomala</i> ) Late Blight ( <i>Alternaria alternata</i> ) Scab ( <i>Cladosporium carpophilum</i> ) Septoria Leaf Spot ( <i>Septoria pistaciarum</i> ) Shot Hole ( <i>Wilsonomyces carpophilus</i> ) Blossom Blight ( <i>Monilinia laxa</i> , <i>M. fruticola</i> )	6.0 - 12.0 (0.10 - 0.20)	AZOXY 2SC PRIME applications should begin prior to disease development and continue throughout the season following the resistance management guidelines. Applications may be made by ground, air or chemigation. An adjuvant may be added at specified rates.  For all other diseases begin applications prior to disease development and continue at 7- to 21-day intervals throughout the season.  Do not apply more than two sequential applications of AZOXY 2SC PRIME or other Group 11 fungicides before alternation with a fungicide that is not in Group 11.  For blossom blight, begin applications at early bloom and continue through petal fall
<b>Specific Use Restrictions:</b> 1) Do not apply more than 73.8 fl. oz. of product/A/season. 2) Do not apply more than 1.2 lbs. a.i./A/season of azoxystrobin-containing products. 3) Do not apply within 45 days of harvest (45-day PHI)			




This information is for promotional purposes only. Space considerations may require information to be omitted. Always refer to the actual package for complete label verbiage. This product may not yet be available or approved for sale or use in your area.

# AZOXY 2SC

## PRIME™

Crop	Target Diseases	Use Rate fl. oz. product/A (lb. a.i./A)	Remarks
<b>Tropical Fruit</b> Acerola Atemoya Avocado Biriba Canistel Cherimoya Custard Apple Dragon Fruit Feijoa Guava Illama Jaboticaba Jackfruit Longan Loquat Lychee Mango Papaya Passionfruit Pawpaw Persimmon Pulasan Rambutan Sapodilla Sapote, Black Sapote, Mamey Sapote, White Soursop Star Apple Starfruit Sugar Apple Spanish Lime Tamarind	Anthracnose <i>(Colletotrichum spp.)</i> Cercospora Leaf Spot <i>(Cercospora spp.)</i> Powdery Mildew <i>(Erysiphe spp.)</i> Rust <i>(Puccinia spp.)</i>	6.0 - 15.5 (0.10 - 0.25)	AZOXY 2SC PRIME applications should begin prior to disease development and continue throughout the season on a 10- to 14-day schedule, following the resistance management guidelines. Applications may be made by ground, air or chemigation. An adjuvant may be added at specified rates.  Follow the resistance management guidelines in the Resistance Management Section. Do not apply more than two sequential applications of AZOXY 2SC PRIME or other Group 11 fungicides before alternation with a fungicide that is not in Group 11.
	<b>Soilborne Diseases</b> Seedling Root Rot, Basal Stem Rot <i>(Rhizoctonia solani)</i>	0.40 - 0.80 fl. oz./1,000 row feet	For soil borne/seedling disease control, see directions and rates under the SOILBORNE/SEEDLING DISEASE CONTROL section
<b>Specific Use Restrictions:</b> 1) Do not apply more than 92.3 fl. oz. of product/A/season. 2) Do not apply more than 1.5 lbs. a.i./A/season of azoxystrobin-containing products. 3) AZOXY 2SC PRIME may be applied the day of harvest (0-day PHI).			




This information is for promotional purposes only. Space considerations may require information to be omitted. Always refer to the actual package for complete label verbiage. This product may not yet be available or approved for sale or use in your area.

# AZOXY 2SC

## PRIME™

Crop	Target Diseases	Use Rate fl. oz. product/A (lb. a.i./A)	Remarks
<b>Vegetables, Leaves of Root and Tuber Group and Root Subgroup</b> Beet, Garden and Sugar <sup>1,2</sup> Burdock <sup>1,2</sup> Carrot <sup>1,2</sup> Cassava, Bitter and Sweet <sup>1</sup> Celeriac (celery root) <sup>1,2</sup> Chervil, Turnip-Rooted <sup>1,2</sup> Chicory <sup>1,2</sup> Dasheen (taro) <sup>1</sup> Ginseng <sup>2</sup> Horseradish <sup>2</sup> Parsley, Turnip-Rooted <sup>2</sup> Parsnip <sup>1,2</sup> Radish <sup>1,2</sup> Radish, Oriental (daikon) <sup>1,2</sup> Rutabaga <sup>1,2</sup> Salsify <sup>2</sup> Salsify, Black <sup>1,2</sup> Salsify, Spanish <sup>2</sup> Skirret <sup>2</sup> Sweet Potato <sup>1</sup> Tanier <sup>1</sup> Turnip <sup>1,2</sup> Yam, True <sup>1</sup>	<b>Foliar Diseases</b> Alternaria Leaf Spot <i>(Alternaria spp., A. alternata)</i> Ascochyta Leaf Spot <i>(Ascochyta cynarae)</i> Rust <i>(Uromyces betae, Puccinia helianthi)</i> White Rust <i>(Albugo tragopogonis)</i>	6.0 - 20.0 (0.10 - 0.33)	For powdery mildew, make preventative applications on a 5- to 7-day schedule. For all other diseases, AZOXY 2SC PRIME applications should begin prior to disease development and continue throughout the season every 7-14 days following the resistance management guidelines. Applications may be made by ground, air or chemigation. An adjuvant may be added at specified rates.  Do not apply more than one application of AZOXY 2SC PRIME or other Group 11 fungicides before alternation with a fungicide that is not in Group 11.
	Cercospora Leaf Spot <i>(Cercospora betae, C. pastinaceae)</i> Powdery Mildew <i>(Erysiphe polygoni, Leveillula taurica)</i>	9.0 - 15.5 (0.15 - 0.25)	
	<b>Soilborne Diseases</b> Circular Spot, Southern Blight <i>(Sclerotium rolfsii)</i> Pythium Root Rot <i>(Pythium aphanidermatum)</i> Rhizoctonia Stem Canker, Crown Rot <i>(Rhizoctonia solani)</i>	0.40 - 0.80 fl. oz./1,000 row feet	
<sup>1</sup> Vegetable leaves of root and tuber subgroup <sup>2</sup> Root vegetable subgroup			
<b>Specific Use Restrictions:</b> 1) Do not apply more than 123 fl. oz. of product/A/season. 2) Do not apply more than 2.0 lbs. a.i./A/season of azoxystrobin-containing products. 3) Apply as an in-furrow spray in a minimum of 10 gallons per acre. 4) AZOXY 2SC PRIME may be applied the day of harvest (0-day PHI).			




This information is for promotional purposes only. Space considerations may require information to be omitted. Always refer to the actual package for complete label verbiage. This product may not yet be available or approved for sale or use in your area.

# AZOXY 2SC

## PRIME™

Crop	Target Diseases	Use Rate fl. oz. product/A (lb. a.i./A)	Remarks
<b>Vegetables, Tuberos and Corm Subgroup</b> Arracacha Arrowroot Artichoke, Chinese and Jerusalem Canna, Edible Cassava, Edible, Bitter and Sweet Chayote (root) Chufa Dasheen (Taro) Ginger Leren Potato Sweet Potato Tanier Turmeric Yam, Bean Yam, True	<b>Foliar Diseases</b> Alternaria Leaf Spot <i>(Alternaria spp., A. Alternata)</i> Ascochyta Leaf Spot <i>(Ascochyta cynarae)</i> Rust <i>(Uromyces betae, Puccinia helianthi)</i> White Rust <i>(Albugo tragopogonis)</i>	6.0 - 20.0 (0.10 - 0.33)	For powdery mildew, make preventative applications on a 5- to 7-day schedule. For all other diseases, AZOXY 2SC PRIME applications should begin prior to disease development and continue throughout the season every 7-14 days following the resistance management guidelines. Applications may be made by ground, air or chemigation. An adjuvant may be added at specified rates.  Do not apply more than one application of AZOXY 2SC PRIME or other Group 11 fungicides before alternation with a fungicide that is not in Group 11.
	Cercospora Leaf Spot <i>(Cercospora betae, C. pastinaceae)</i> Powdery Mildew <i>(Erysiphe polygoni, Leveillula taurica)</i>	9.0 - 15.5 (0.15 - 0.25)	
	<b>Soilborne Diseases</b> Circular Spot, Southern Blight <i>(Sclerotium rolfsii)</i> Rhizoctonia Stem Canker, Crown Rot <i>(Rhizoctonia solani)</i> Pythium Root Rot <i>(Pythium aphanidermatum)</i>	0.40 - 0.80 fl. oz./1,000 row feet	For soilborne/seedling disease control, see directions and rates under the SOILBORNE/SEEDLING DISEASE CONTROL section.
<b>Specific Use Restrictions:</b> 1) Do not apply more than 123 fl. oz. of product/A/season. 2) Do not apply more than 2.0 lbs. a.i./A/season of azoxystrobin-containing products. 3) Do not apply within 14 days of harvest (14-day PHI).			

Crop	Target Diseases	Use Rate fl. oz. product/A (lb. a.i./A)	Remarks
Watercress	Cercospora Leaf Spot <i>(Cercospora spp.)</i>	6.0 - 15.5 (0.10 - 0.25)	AZOXY 2SC PRIME applications should begin prior to disease development and continue throughout the season on a 7- to 10-day schedule, following the resistance management guidelines. Applications may be made by ground, air or chemigation. An adjuvant may be added at specified rates.  Do not apply more than two sequential applications of AZOXY 2SC PRIME or other Group 11 fungicides before alternation with a fungicide that is not in Group 11.
<b>Specific Use Restrictions:</b> 1) Do not apply more than 93.2 fl. oz. of product/A/season. 2) Do not apply more than 1.5 lbs. a.i./A/season of azoxystrobin-containing products. 3) Do not apply within 7 days of harvest (7-day PHI).			



This information is for promotional purposes only. Space considerations may require information to be omitted.  
 Always refer to the actual package for complete label verbiage. This product may not yet be available or approved for sale or use in your area.

# AZOXY 2SC

## PRIME™

Crop	Target Diseases	Use Rate fl. oz. product/A (lb. a.i./A)	Remarks
Cereals Wheat Triticale	Leaf Rust <i>(Puccinia triticina = Puccinia recondita f. sp. tritici)</i> Septoria Leaf and Glume Blotch <i>(Septoria tritici, Septoria nodorum)</i> Stem Rust <i>(Puccinia graminis)</i> Stripe Rust <i>(Puccinia striiformis)</i> Tan Spot <i>(Pyrenophora tritici-repentis)</i>	4.0 - 12.0 (0.07 - 0.20)	AZOXY 2SC PRIME should be applied prior to disease development. Applications may be made by ground, air or chemigation. A crop oil concentrate adjuvant may be added at 1.0% v/v to optimize efficacy.  Do not apply more than two sequential applications of AZOXY 2SC PRIME or other Group 11 fungicide before alternation with a fungicide that is not in Group 11.  Do not make more than two applications of AZOXY 2SC PRIME or other Group 11 fungicide per season.
	Powdery Mildew <i>(Erysiphe graminis)</i>	7.5 - 11.0 (0.125 - 0.175)	


**Specific Use Restrictions:**

- 1) Do not apply after Feekes 10.54.
- 2) Do not apply more than 0.40 lb. a.i./A/season of azoxystrobin-containing products.
- 3) Do not apply within 7 days (7-day PHI) for forage and hay.
- 4) Do not apply within 14 days of grazing (14-day PHI).

Crop	Target Diseases	Use Rate fl. oz. product/A (lb. a.i./A)	Remarks
Wild Rice	Brown Spot <i>(Bipolaris oryzae or Bipolaris sorokiniana)</i> Also known as <i>Helminthosporium oryzae</i> and <i>H. sativum</i> Stem Rot <i>(Nakataea sigmoidea)</i>	12.5 - 15.5 (0.20 - 0.25)	AZOXY 2SC PRIME should be applied prior to disease development. Applications may be made by ground, air, or chemigation. For aerial application, volumes should be 5- 10 GPA. An adjuvant may be added at specified rates.  For foliar diseases, apply AZOXY 2SC PRIME prior to disease development. Apply during tillering, boot, early heading, or at initial sign of disease. Under heavy disease pressure and conditions favorable for disease development, a second application may be applied.  Do not apply more than two sequential applications of AZOXY 2SC PRIME or other Group 11 fungicide before alternation with a fungicide that is not in Group 11. Do not make more than two applications of AZOXY 2SC PRIME or other Group 11 fungicide per season.

**Specific Use Restrictions:**

- 1) Do not treat wild rice fields used for aquaculture of fish and crustaceans.
- 2) Do not apply when weather conditions favor drift from treated areas to non-target aquatic habitat. Applicators should use care in making applications near non-target aquatic habitats.
- 3) Do not apply more than 0.70 lb. a.i./A/season of azoxystrobin-containing products.
- 4) Do not allow release of irrigation or flood water for at least 14 days after the last application.
- 5) Do not apply within 28 days of harvest (28-day PHI).



This information is for promotional purposes only. Space considerations may require information to be omitted.  
Always refer to the actual package for complete label verbiage. This product may not yet be available or approved for sale or use in your area.


# AZOXY 2SC

---

## PRIME™

AZOXY 2SC PRIME Rate Conversion Chart

Fl. oz. Product/A	Lb. a.i./A	Treated Acres/Gal. Product
4.0	0.07	32.0
5.0	0.08	25.6
5.5	0.09	23.2
6.0	0.10	21.3
6.2	0.10	21.3
7.0	0.11	18.3
8.5	0.14	15.4
9.0	0.15	14.2
9.2	0.15	14.2
10.0	0.16	13.0
11.0	0.18	11.6
12.0	0.20	10.4
12.3	0.20	10.4
13.0	0.21	9.8
14.0	0.23	9.1
15.4	0.25	8.3
15.5	0.25	8.3
18.3	0.30	6.9
18.5	0.30	6.9
20.0	0.33	6.4
20.3	0.33	6.4
24.5	0.40	5.2




This information is for promotional purposes only. Space considerations may require information to be omitted. Always refer to the actual package for complete label verbiage. This product may not yet be available or approved for sale or use in your area.

# AZOXY 2SC

## PRIME™

Crop	Target Diseases	Use Rate	Remarks								
Bananas Plantains	Crown Rot/Crown Mold ( <i>Colletotrichum musae</i> , <i>Fusarium pallidoroseum</i> , <i>Acremonium spp.</i> , <i>Ceratocystis paradoxa</i> , <i>Glomerella cingulata</i> , <i>Penicillium spp.</i> )	200 - 400 ppm solution	<p>Apply AZOXY 2SC PRIME as a single application of a 200 - 400 ppm solution to achieve good coverage. The application may be made as a spray, dip, or may be painted onto the cut ends of the bananas. Application of the 200 ppm rate is appropriate for short distance transportation (e.g., within the USA). When a longer time in transport is expected (export), use the 300-400 ppm rate. If alum (1% w/v) is added to the spray solution, stir the suspension frequently as sedimentation and flocculation may occur. Addition of a non-ionic surfactant (0.10% v/v) may improve the compatibility of this mixture.</p> <p style="text-align: center;"><b>AMOUNT OF AZOXY 2SC PRIME TO MIX 100 GALLONS FOR POST-HARVEST BANANA APPLICATIONS</b></p> <table border="1" style="width: 100%; border-collapse: collapse;"> <thead> <tr> <th style="text-align: center;">AZOXY 2SC PRIME Use Rate</th> <th style="text-align: center;">100.0 gals. Spray Solution</th> </tr> </thead> <tbody> <tr> <td style="text-align: center;">200 ppm</td> <td style="text-align: center;">11 fl. oz.</td> </tr> <tr> <td style="text-align: center;">300 ppm</td> <td style="text-align: center;">15 fl. oz.</td> </tr> <tr> <td style="text-align: center;">400 ppm</td> <td style="text-align: center;">21 fl. oz.</td> </tr> </tbody> </table>	AZOXY 2SC PRIME Use Rate	100.0 gals. Spray Solution	200 ppm	11 fl. oz.	300 ppm	15 fl. oz.	400 ppm	21 fl. oz.
AZOXY 2SC PRIME Use Rate	100.0 gals. Spray Solution										
200 ppm	11 fl. oz.										
300 ppm	15 fl. oz.										
400 ppm	21 fl. oz.										
<p><b>Specific Use Restrictions:</b></p> <p>1) Do not make more than one application to bananas as post-harvest treatment.</p> <p>2) AZOXY 2SC PRIME may be degraded by exposure to direct sunlight. Do not store treated fruit in direct sunlight.</p>											



This information is for promotional purposes only. Space considerations may require information to be omitted. Always refer to the actual package for complete label verbiage. This product may not yet be available or approved for sale or use in your area.

# AZOXY 2SC

## PRIME™


Crop	Target Diseases	Use Rate fl. oz. product/A (lb. a.i./A)	Remarks
<b>Citrus Fruit Crop Group 10-10</b> Calamondin Citron Citrus Hybrids Grapefruit Kumquat Lemon Lime Mandarin Orange (sour and sweet) Pummelo Satsuma Mandarin Tangerine Uniq Fruit Hybrid Including all cultivars and/or hybrids of these. See complete list of citrus fruit crops below.	Penicillium Decays Green Mold, Whisker Mold, Suppression of Blue Mold <i>(Penicillium spp.)</i> Diplodia Stem-End Rot <i>(Diplodia natalensis)</i> Phomopsis Stem-End Rot <i>(Phomopsis citrii)</i>	See remarks	Use AZOXY 2SC PRIME as a dip, drench, flood, or spray for the control of certain post-harvest diseases.  <b>For high volume (dilute) applications:</b> Mix 32-64 fl. oz. of AZOXY 2SC PRIME in 25-100 gallons of an appropriate water, wax/oil emulsion, or aqueous dilution of a wax/oil emulsion for the crop being treated. Use T-Jet, flooders, or similar application systems.  <b>For low volume (concentrate) applications:</b> Mix 32-64 fl. oz. of AZOXY 2SC PRIME in 7-25 gallons of water, wax/oil emulsion, or aqueous dilution of wax/oil emulsion for the crop being treated. Apply to 250,000 lbs. of fruit. Use a controlled-droplet type of applicator or similar system.  <b>For dip applications:</b> Mix 32-64 fl. oz. of AZOXY 2SC PRIME in 100 gallons of water, wax/oil emulsion, or aqueous dilution of wax/oil emulsion. Dip for approximately 30 seconds and allow fruit to drain. For maximum decay control, treat citrus fruit once before storage and once after storage, just prior to marketing.
<b>Complete List of Citrus Fruit Crops:</b> Australian Desert Lime ( <i>Eremocitrus glauca</i> ); Australian Finger Lime ( <i>Microcitrus australasica</i> ); Australian Round Lime ( <i>Microcitrus australis</i> ); Brown River Finger Lime ( <i>Microcitrus papuana</i> ); Calamondin ( <i>Citrofortunella microcarpa</i> ); Citron ( <i>Citrus medica</i> ); Citrus Hybrids, Citrus spp., Eremocitrus spp., Fortunella spp., Microcitrus spp., and Poncirus spp.; Grapefruit ( <i>Citrus paradise</i> ); Japanese Summer Grapefruit ( <i>Citrus natsudaidai</i> ); Kumquat ( <i>Fortunella spp.</i> ); Lemon ( <i>Citrus limon</i> ); Lime ( <i>Citrus aurantiifolia</i> ); Mediterranean Mandarin ( <i>Citrus deliciosa</i> ); Mount White Lime ( <i>Microcitrus garrowayae</i> ); New Guinea Wild Lime ( <i>Microcitrus warburgiana</i> ); Orange, Sour ( <i>Citrus aurantium</i> ); Orange, Sweet ( <i>Citrus sinensis</i> ); Pummelo ( <i>Citrus maxima</i> ); Russell River Lime ( <i>Microcitrus inodora</i> ); Satsuma Mandarin ( <i>Citrus unshiu</i> ); Sweet Lime ( <i>Citrus limetta</i> ); Tachibana Orange ( <i>Citrus tachibana</i> ); Tahiti Lime ( <i>Citrus latifolia</i> ); Tangelo (Citrus x tangelo); Tangerine (Mandarin) ( <i>Citrus reticulata</i> ); Tangor ( <i>Citrus nobilis</i> ); Trifoliate Orange ( <i>Poncirus trifoliata</i> ); Uniq Fruit ( <i>Citrus aurantium Tangelo group</i> ); cultivars, varieties, and/or hybrids of these.			
<b>Specific Use Restrictions:</b> 1) Do not make more than two applications to citrus fruit as post-harvest treatments. 2) AZOXY 2SC PRIME may be degraded by exposure to direct sunlight. 3) Do not store treated fruit in direct sunlight.			

#### Tuberous and Corm Vegetable Subgroup 1C - Post-harvest

Arracacha; Arrowroot; Artichoke, Chinese; Artichoke, Jerusalem; Canna, Edible; Cassava, Bitter and Sweet; Chayote (root); Chufa; Dasheen; Ginger; Leren; Potato; Sweet Potato; Tanier; Turmeric; Yam Bean; Yam, True.

Use AZOXY 2SC PRIME as a post-harvest spray for the control of certain post-harvest rots caused by Silver Scurf (*Helminthosporium solani*), Fusarium species, Late Blight (*Phytophthora infestans*), and Pink Rot (*Phytophthora erythroseptica*).





This information is for promotional purposes only. Space considerations may require information to be omitted. Always refer to the actual package for complete label verbiage. This product may not yet be available or approved for sale or use in your area.

# AZOXY 2SC

---

## PRIME™

Application Method	Diseases	Rate (fl. oz.)	Remarks
In-Line Aqueous Spray Application	Silver Scurf Fusarium Dry Rot Late Blight Pink Rot	0.6 fl. oz./ton of tubers	Ensure proper coverage of the tubers. Tubers should be tumbling as they are treated.  Mix the fungicide solution in an appropriate amount of water for the crop being treated.  Use T-jet, CDA, or similar application system.
Do not make more than one post-harvest application to the tubers.			
<b>Specific Use Restrictions:</b> <ul style="list-style-type: none"><li>• Do not use on seed potatoes or seed pieces.</li><li>• Ensure the AZOXY 2SC PRIME solution remains in suspension by using agitation.</li></ul>			

#### STORAGE AND DISPOSAL

Do not contaminate water, food or feed by storage and disposal.

#### PESTICIDE STORAGE

Store in original containers only. Keep container closed when not in use. Do not store near food or feed. In case of spill on floor or paved surfaces, mop and remove to chemical waste storage area until proper disposal can be made if product cannot be used according to the label.

#### PESTICIDE DISPOSAL

Pesticide wastes are acutely hazardous. Improper disposal of excess pesticide, spray mixture, or rinsate is a violation of Federal Law. If these wastes cannot be disposed of by use according to label instructions, contact your State Pesticide or Environmental Control Agency, or the Hazardous Waste representative of the nearest EPA Regional Office for guidance.

#### CONTAINER HANDLING [less than or equal to 5 gallons]

Non-refillable container. Do not reuse or refill this container. Triple rinse container (or equivalent) promptly after emptying. Triple rinse as follows: Empty the remaining contents into application equipment or a mix tank and drain for 10 seconds after the flow begins to drip. Fill the container 1/4 full with water and recap. Shake for 10 seconds. Pour rinsate into application equipment or a mix tank or store rinsate for later use and disposal. Drain for 10 seconds after the flow begins to drip. Repeat this procedure two more times. Then offer for recycling if available or puncture and dispose of in a sanitary landfill, or by incineration.


**CONTAINER IS NOT SAFE FOR FOOD, FEED OR DRINKING WATER.**

#### CONDITIONS OF SALE AND LIMITATION OF WARRANTY AND LIABILITY

**NOTICE:** Read the entire Directions for Use and Conditions of Sale and Limitation of Warranty and Liability before buying or using this product. If the terms are not acceptable, return the product at once, unopened, and the purchase price will be refunded.

The Directions for Use of this product must be followed carefully. It is impossible to eliminate all risks inherently associated with the use of this product. Crop injury, ineffectiveness or other unintended consequences may result because of such factors as manner of use or application, weather or crop conditions, presence of other materials or other influencing factors in the use of the product, which are beyond the control of PRIME SOURCE, LLC or Seller. To the extent permitted by applicable law, Buyer and User agree to hold PRIME SOURCE, LLC and Seller harmless for any claims relating to such factors.

PRIME SOURCE, LLC warrants that this product conforms to the chemical description on the label and is reasonably fit for the purposes stated in the Directions for Use, subject to the inherent risks referred to above, when used in accordance with directions under normal use conditions. To the extent permitted by applicable law: (1) this warranty does not extend to the use of this product contrary to label



This information is for promotional purposes only. Space considerations may require information to be omitted.  
Always refer to the actual package for complete label verbiage. This product may not yet be available or approved for sale or use in your area.

# AZOXY 2SC

---

## PRIME™

instructions or under conditions not reasonably foreseeable to or beyond the control of Seller or PRIME SOURCE, LLC, and, (2) Buyer and User assume the risk of any such use. TO THE EXTENT PERMITTED BY APPLICABLE LAW, PRIME SOURCE, LLC MAKES NO WARRANTIES OF MERCHANTABILITY OR OF FITNESS FOR A PARTICULAR PURPOSE NOR ANY OTHER EXPRESS OR IMPLIED WARRANTY EXCEPT AS WARRANTED BY THIS LABEL.

To the extent permitted by applicable law, in no event shall PRIME SOURCE, LLC be liable for any incidental, consequential or special damages resulting from the use or handling of this product. TO THE EXTENT PERMITTED BY APPLICABLE LAW, THE EXCLUSIVE REMEDY OF THE USER OR BUYER, AND THE EXCLUSIVE LIABILITY OF PRIME SOURCE, LLC AND SELLER FOR ANY AND ALL CLAIMS, LOSSES, INJURIES OR DAMAGES (INCLUDING CLAIMS BASED ON BREACH OF WARRANTY, CONTRACT, NEGLIGENCE, TORT, STRICT LIABILITY OR OTHERWISE) RESULTING FROM THE USE OR HANDLING OF THIS PRODUCT, SHALL BE THE RETURN OF THE PURCHASE PRICE OF THE PRODUCT OR, AT THE ELECTION OF PRIME SOURCE, LLC OR SELLER, THE REPLACEMENT OF THE PRODUCT.

PRIME SOURCE, LLC and Seller offer this product, and Buyer and User accept it, subject to the foregoing Conditions of Sale and Limitation of Warranty and Liability, which may not be modified except by written agreement signed by a duly authorized representative of PRIME SOURCE, LLC.

Ambush®, Callisto®, Halex®, Plant Performance™, Warrior with Zeon Technology®, the ALLIANCE FRAME, the SYNGENTA Logo and the PURPOSE ICON, are Trademarks of a Syngenta Group Company

Acrobat® is a trademark of BASF Corporation.

Aliette® and Phaser® are trademarks of Bayer CropScience.

Botran® is a trademark of Gowan Company.

Lorsban® and Kelthane® are trademarks of Dow AgroSciences, LLC.

Lannate® is a trademark of DuPont Crop Protection.

M-Pede® is a trademark of Mycogen Corporation.

Pounce® is a trademark of FMC Corporation and Agrilience, LLC.



**PRIME SOURCE**

Manufactured For:  
**Prime Source, LLC**  
4609 E. Boonville-New Harmony Road  
Evansville, IN 47725